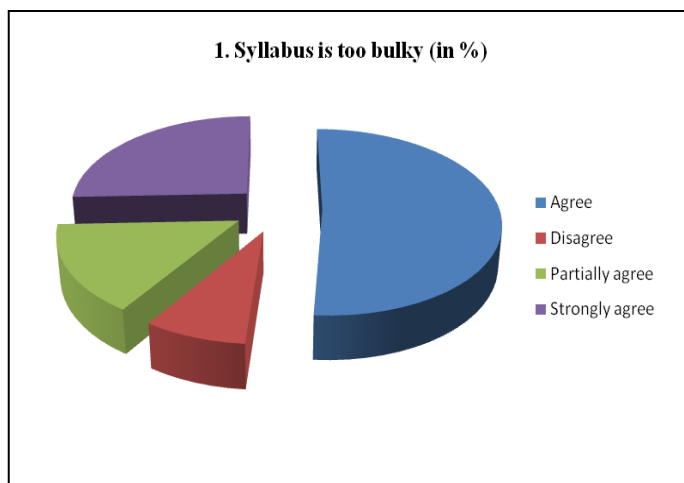


Feedback on Syllabus by Students

The questionnaire for the survey on **Syllabus by Students** is prepared by the IQAC of the college consisting of 4 close ended responses. A total of 125 students were selected at random from the final semester of Arts and Science stream of the college in the survey which is more than 100 as referred by NAAC. The summary of the analysis is presented below –

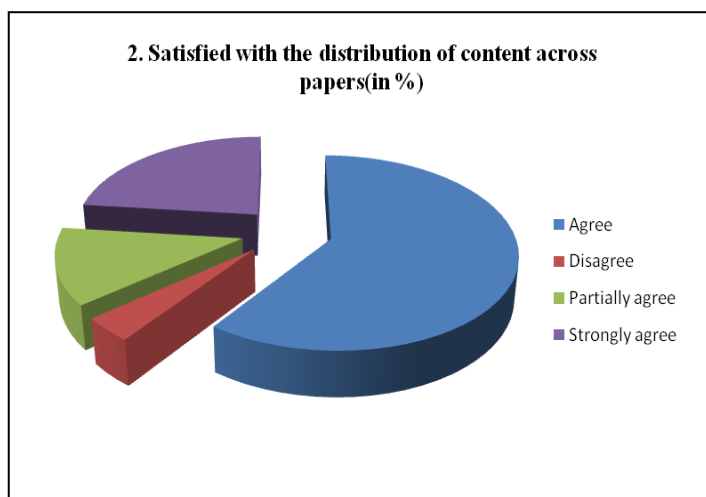
1. Syllabus is too bulky

Response	In (%)
Agree	51.2
Disagree	8
Partially agree	15.2
Strongly agree	25.6



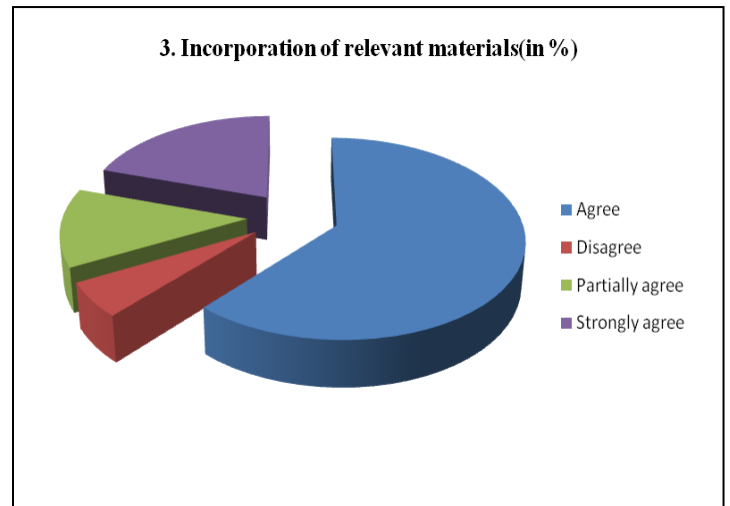
2. Satisfied with the distribution of content across papers

Response	In %
Agree	60
Disagree	4
Partially agree	12.8
Strongly agree	23.2



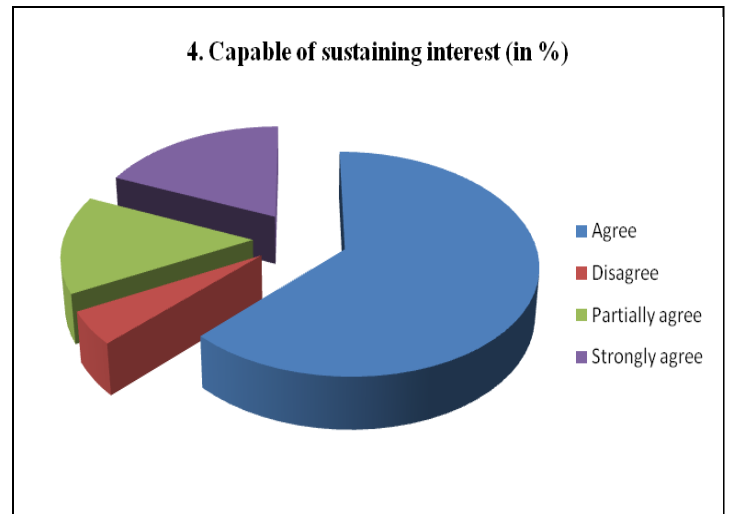
3. Incorporation of relevant materials

Response	In %
Agree	61.6
Disagree	5.6
Partially agree	12.8
Strongly agree	20



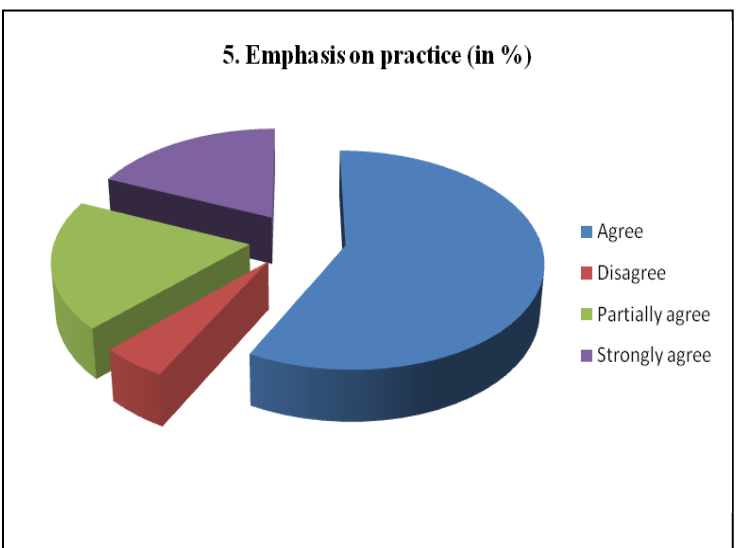
4. Capable of sustaining interest

Response	In %
Agree	62.4
Disagree	4.8
Partially agree	14.4
Strongly agree	18.4



5. Emphasis on practice

Response	In %
Agree	57.6
Disagree	4.8
Partially agree	19.2
Strongly agree	18.4

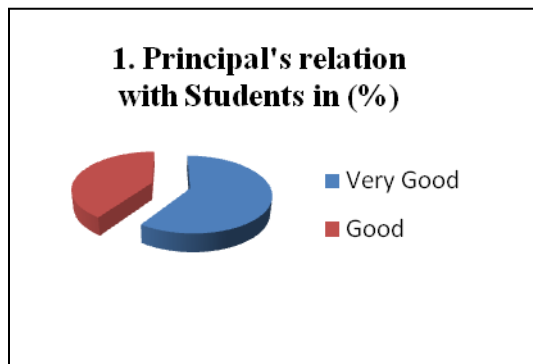


Students Feedback on College Environment

The questionnaire for the survey on College Environment by Students is prepared by the IQAC of the college consisting of 3 close ended statements statements. Since the total enrolment of the college is 2619 in 2021-2022 hence a total of 148 students were selected at random which is more than 100 as referred by NAAC from the final semester of Arts and Science stream of the college. The result is analyzed statement wise and the summary is presented below -

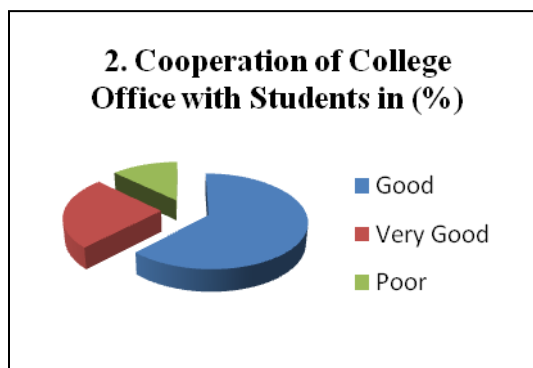
1. Principal's relation with Students

Response	In (%)
Very Good	59.46
Good	40.54
Poor	0.00



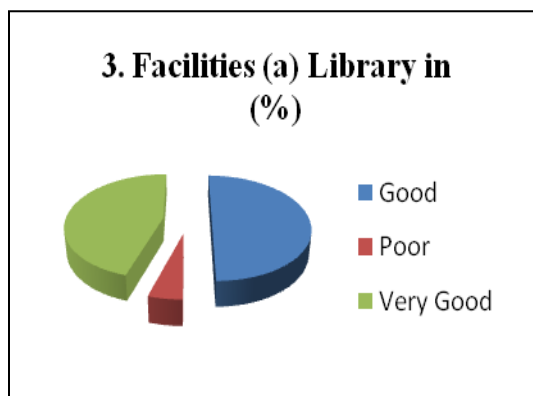
2. Cooperation of College Office with Students

Response	In (%)
Good	62.16
Very Good	25
Poor	12.84



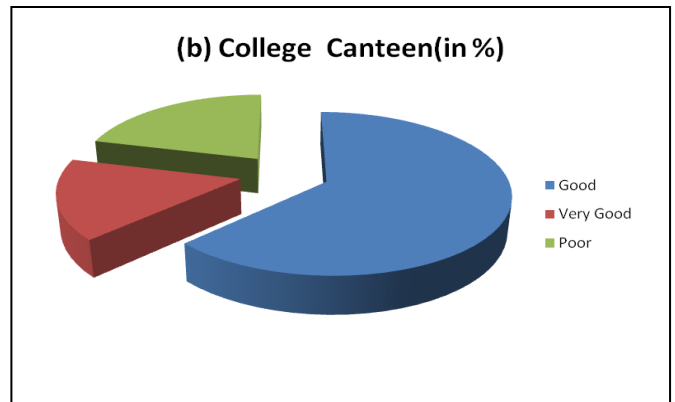
3. Facilities (a) Library

Response	In (%)
Good	50
Poor	4.72
Very Good	45.28



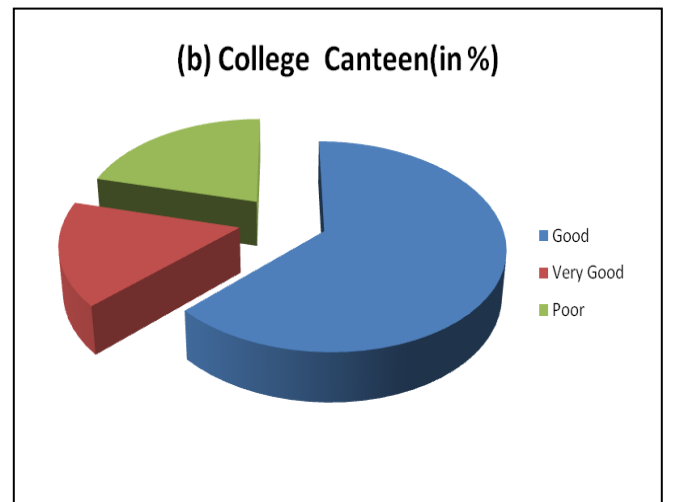
b) College canteen

Response	In (%)
Good	62.83
Very Good	16.22
Poor	20.95



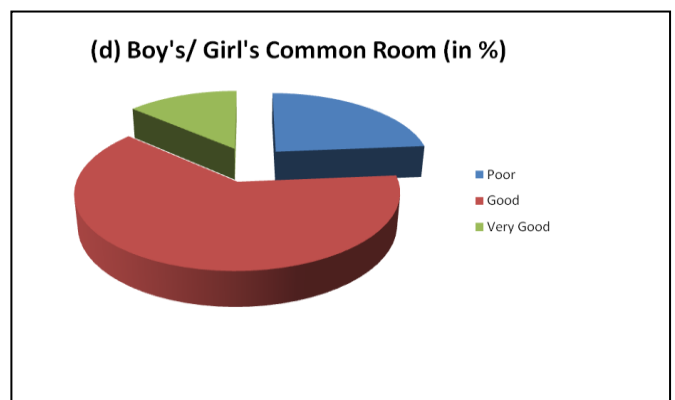
(c) Drinking Water

Response	In (%)
Good	62.84
Poor	14.19
Very Good	22.97



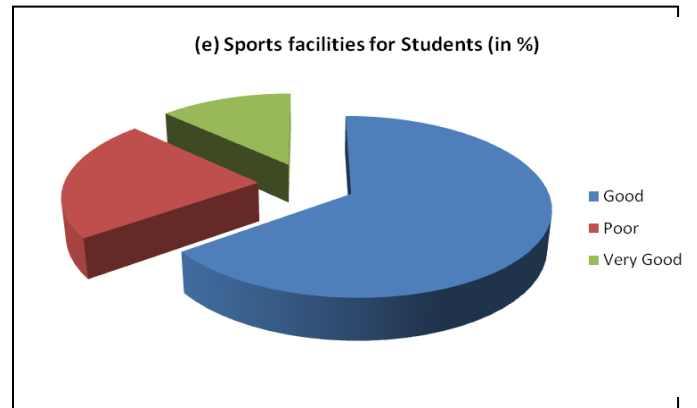
(d) Boy's/ Girl's Common Room

Response	In (%)
Poor	23.65
Good	62.84
Very Good	13.51



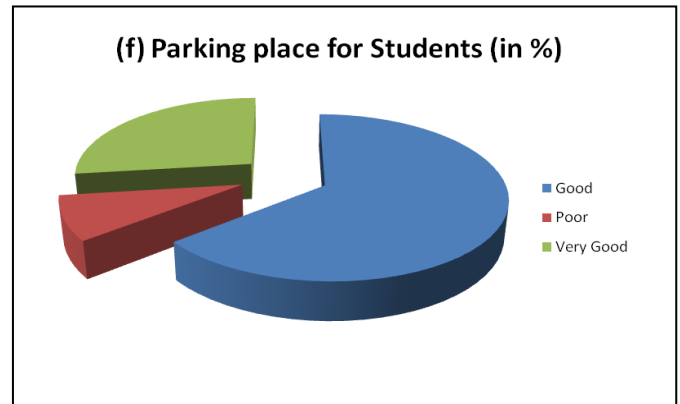
(e) Sports facilities for Students

Response	In (%)
Good	64.86
Poor	22.30
Very Good	12.84



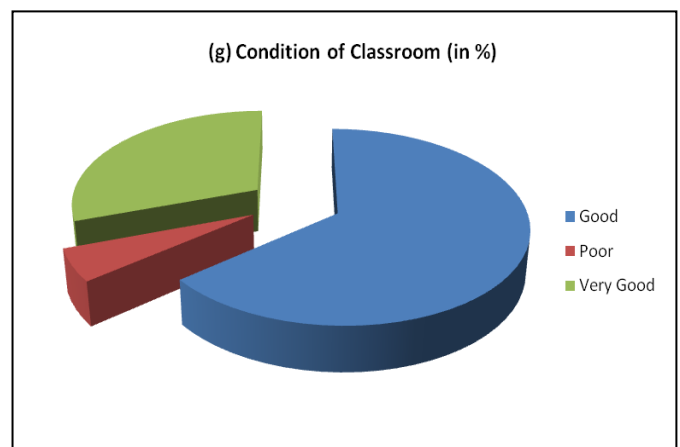
(f) Parking place for Students

Response	In (%)
Good	64.19
Poor	8.78
Very Good	27.03



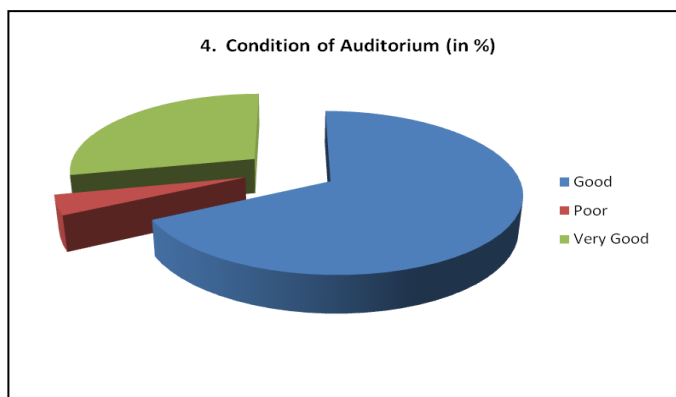
(g) Condition of Classroom

Response	In (%)
Good	64.19
Poor	5.41
Very Good	30.40



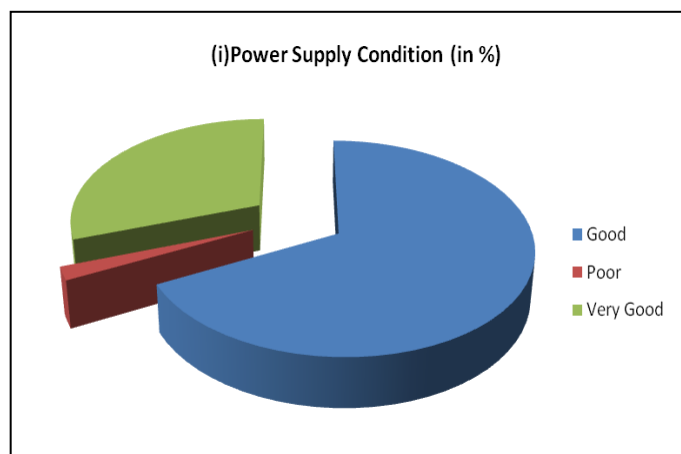
(h) Condition of Auditorium

Response	In (%)
Good	67.57
Poor	4.05
Very Good	28.38



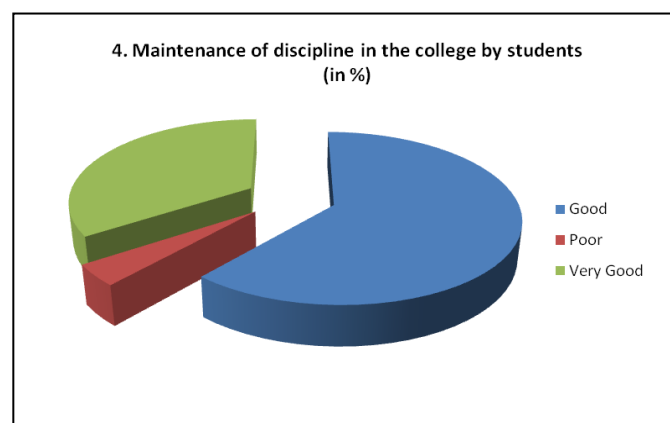
(i) Power Supply Condition

Response	In (%)
Good	67.57
Poor	2.03
Very Good	30.40



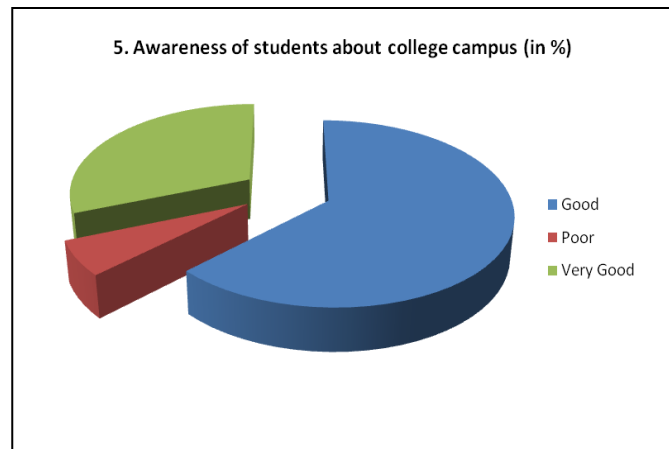
4. Maintenance of discipline in the college by students

Response	In (%)
Good	61.49
Poor	4.05
Very Good	34.46



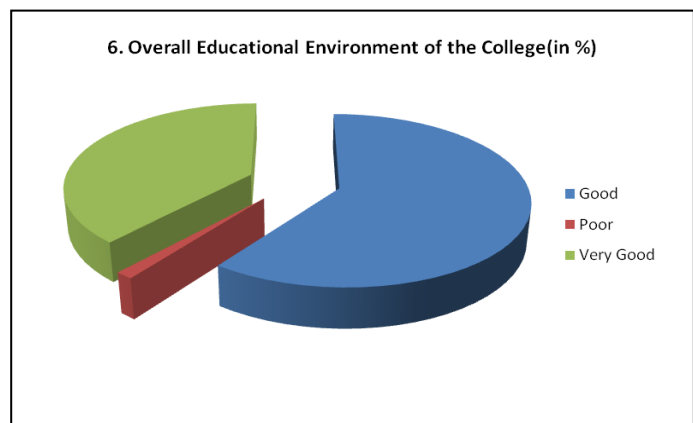
5. Awareness of students about college campus

Response	In (%)
Good	62.84
Poor	6.08
Very Good	31.08



5. Overall Educational Environment of the College

Response	In (%)
Good	60.14
Poor	1.35
Very Good	38.51

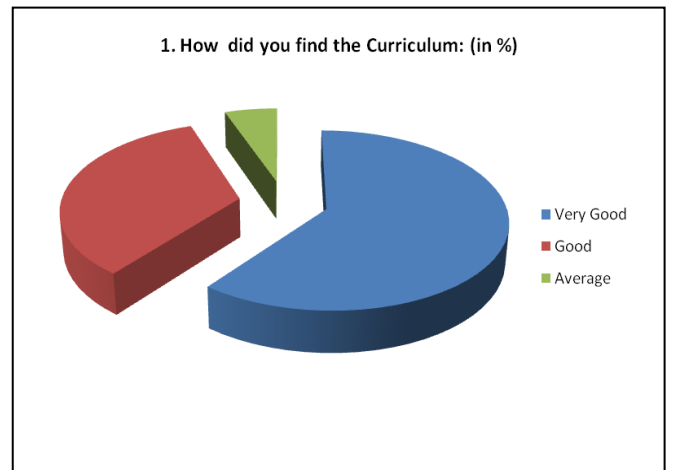


Alumni Feedback on Curriculum

The questionnaire for the feedback on curriculum by Students is prepared by the IQAC of the college consisting of 3 close ended responses. A total of 147 alumni of the college were selected at random from both Arts and Science stream for the survey which is more than 100 as referred by NAAC. The summary of the analysis is presented below –

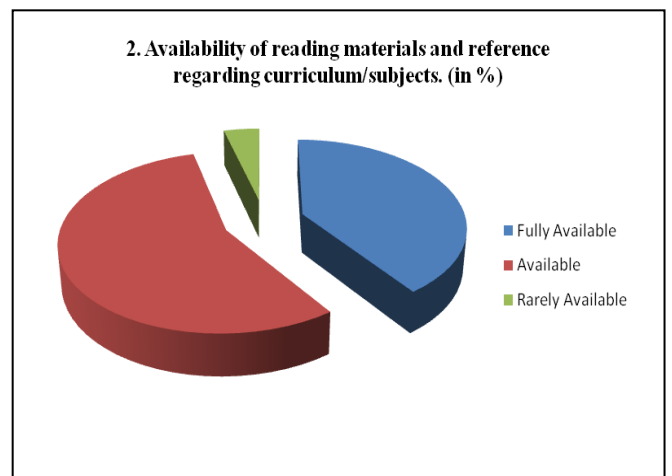
1. How did you find the curriculum?

Response	In (%)
Very Good	60.55
Good	34.01
Average	5.44



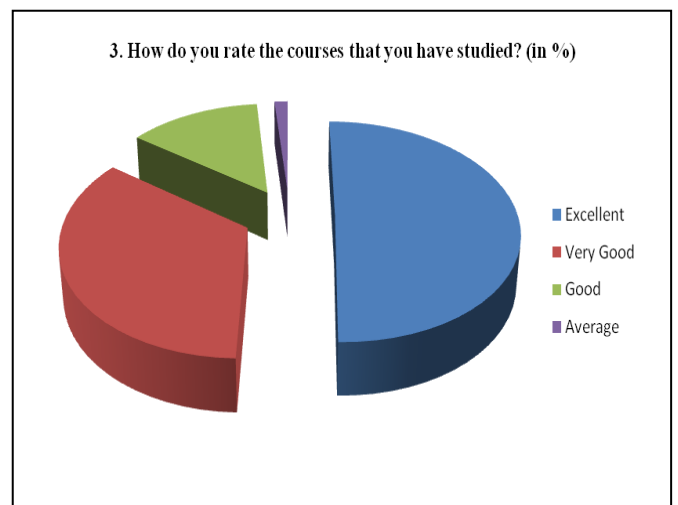
2. Availability of reading materials and reference regarding curriculum/subjects.

Response	In (%)
Fully Available	40.14
Available	55.78
Rarely Available	4.08



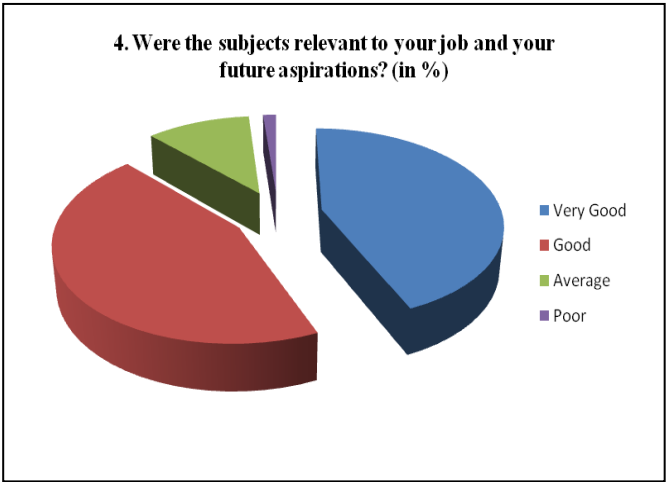
3. How do you rate the courses that you have studied?

Response	In (%)
Excellent	50.34
Very Good	34.69
Good	13.61
Average	1.36



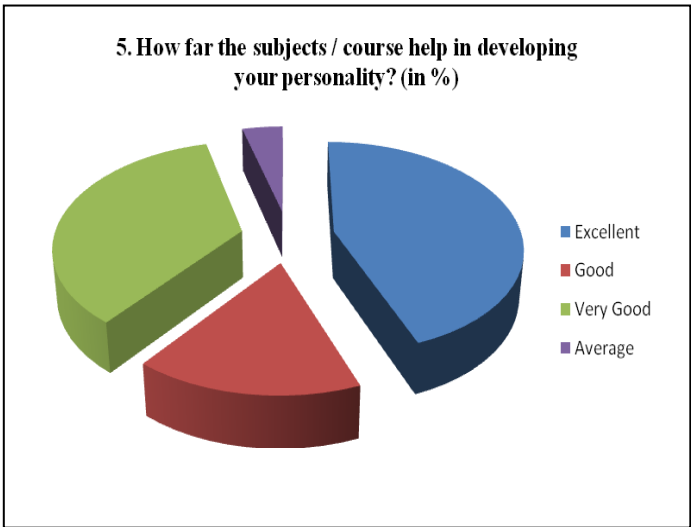
4. Were the subjects relevant to your job and your future aspirations?

Response	In (%)
Very Good	43.54
Good	44.22
Average	10.88
Poor	1.36



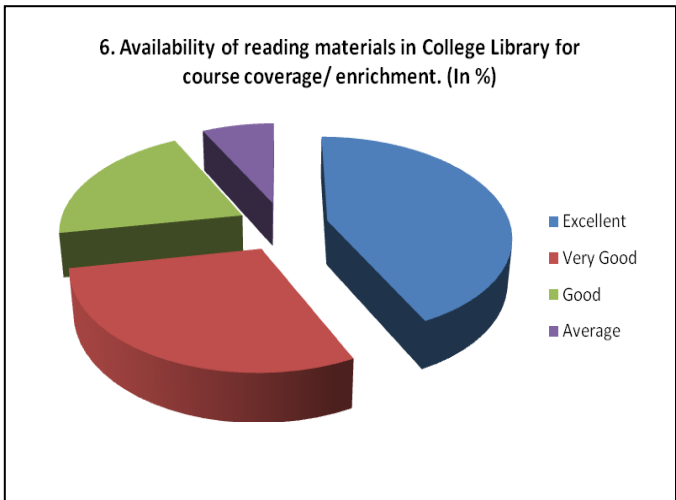
5. How far the subjects / course help in developing your personality?

Response	In (%)
Excellent	44.22
Good	16.32
Very Good	35.37
Average	4.09



6. Availability of reading materials in College Library for course coverage/ enrichment.

Response	In (%)
Excellent	42.86
Very Good	29.25
Good	20.41
Average	7.48

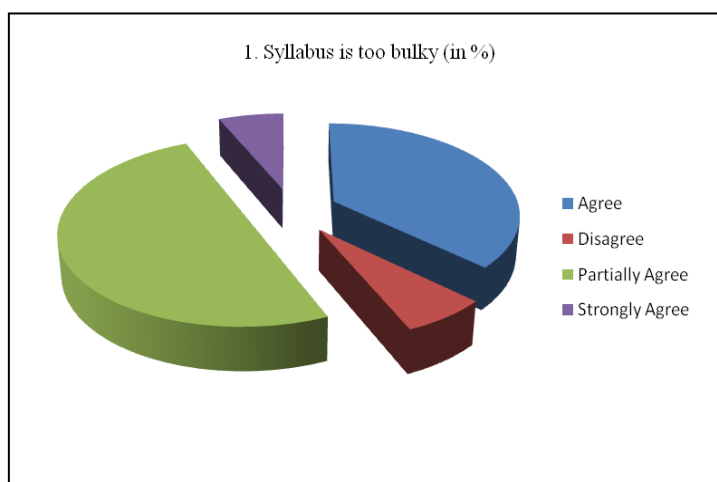


Feedback on Curriculum by teachers

The questionnaire for the survey on curriculum by teachers is prepared by the IQAC of the college consisting of 4 close ended responses. Out of 61 faculties in sanctioned post 46 faculties were responded from both Arts and Science stream of the college which is more than 10% as recommended by NAAC. The summary of the analysis is presented below –

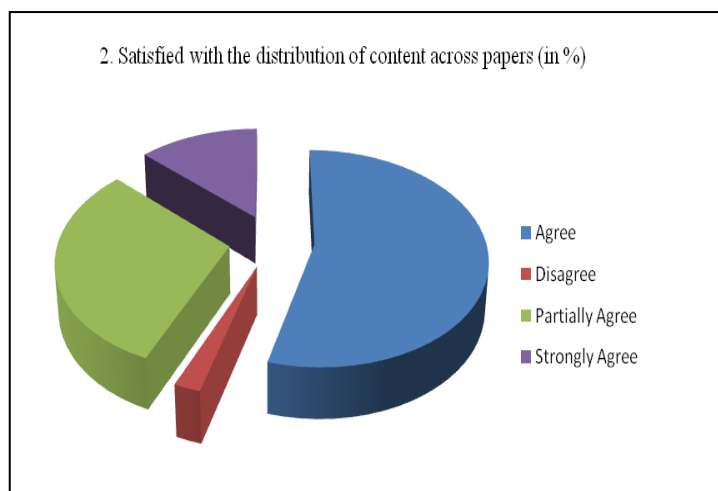
1. Syllabus is too bulky

Response	In (%)
Agree	36.96
Disagree	6.52
Partially Agree	50
Strongly Agree	6.52



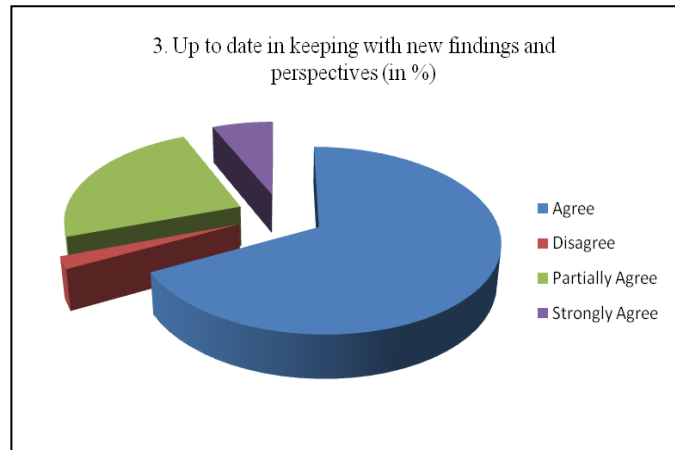
2. Satisfied with the distribution of content across papers

Response	In (%)
Agree	54.35
Disagree	2.17
Partially Agree	30.43
Strongly Agree	13.05



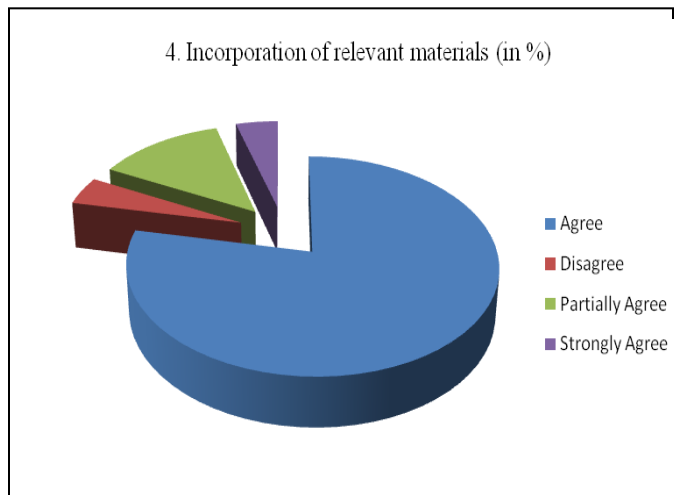
3. Up to date in keeping with new findings and perspectives

Response	In (%)
Agree	67.40
Disagree	2.17
Partially Agree	23.91
Strongly Agree	6.52



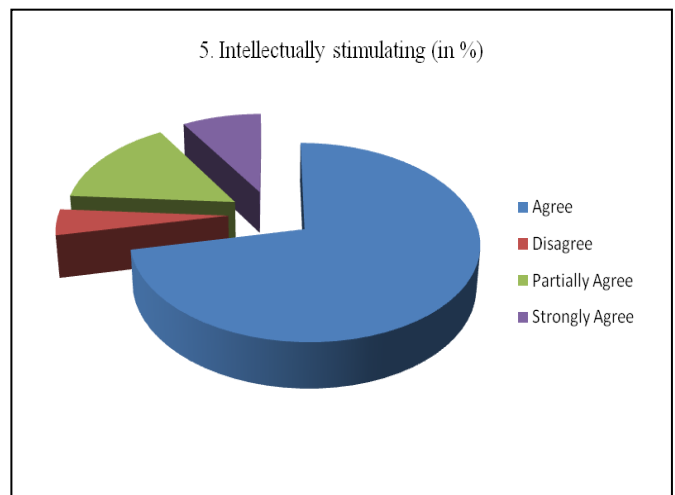
4. Incorporation of relevant materials

Response	In (%)
Agree	78.26
Disagree	4.35
Partially Agree	13.04
Strongly Agree	4.35



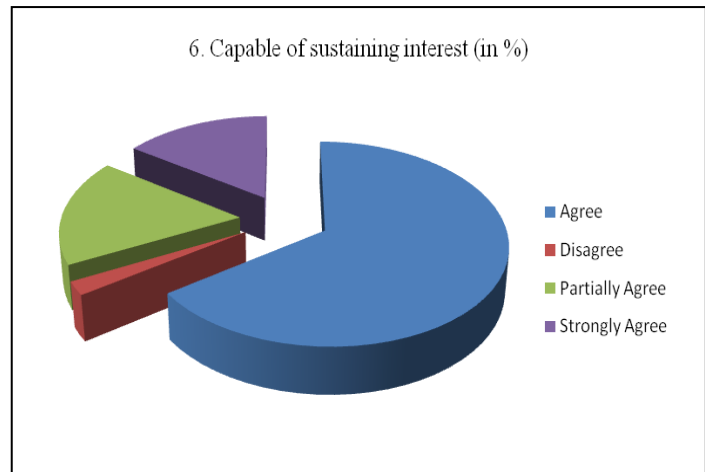
5. Intellectually stimulating

Response	In (%)
Agree	71.74
Disagree	4.35
Partially Agree	15.22
Strongly Agree	8.69



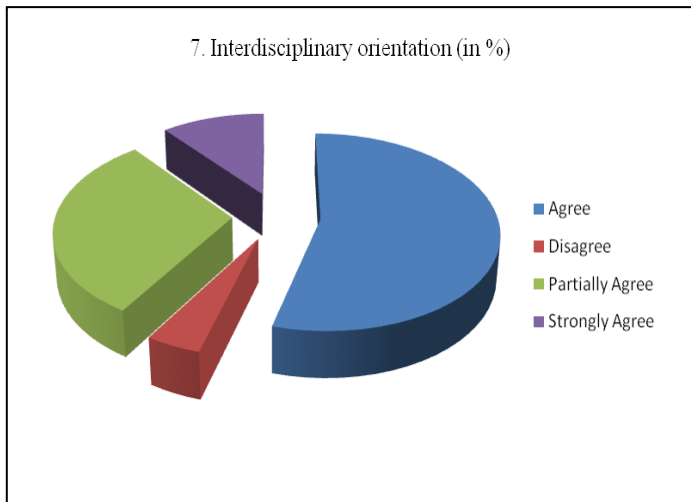
6. Capable of sustaining interest

Response	In (%)
Agree	65.21739
Disagree	2.173913
Partially Agree	17.3913
Strongly Agree	15.21739



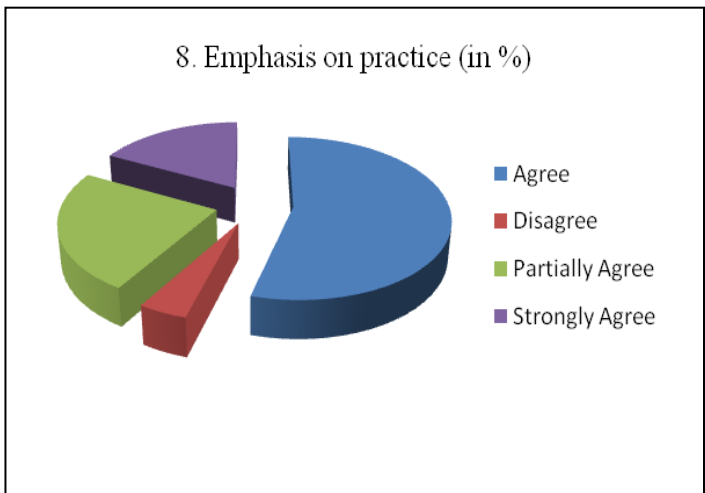
7. Interdisciplinary orientation

Response	In (%)
Agree	54.35
Disagree	4.35
Partially Agree	30.43
Strongly Agree	10.87



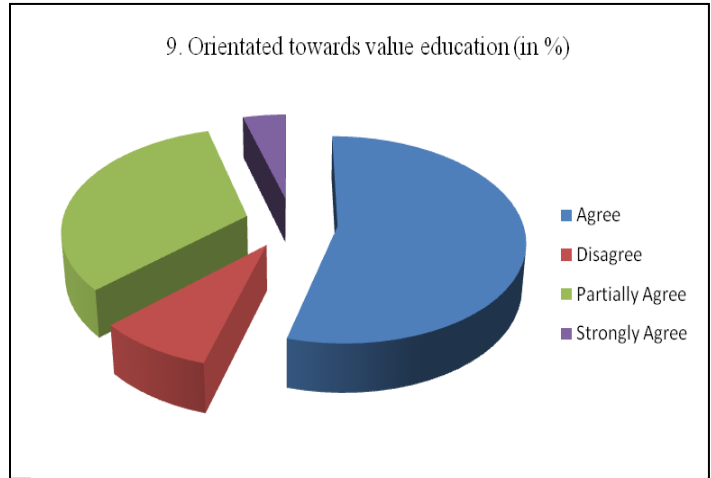
8. Emphasis on practice

Response	In (%)
Agree	54.35
Disagree	4.35
Partially Agree	23.91
Strongly Agree	17.39



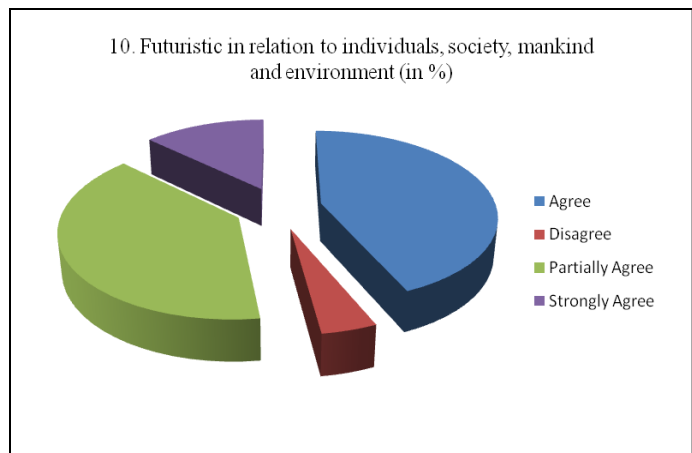
9. Orientated towards value education

Response	In (%)
Agree	54.35
Disagree	8.70
Partially Agree	32.60
Strongly Agree	4.35



10. Futuristic in relation to individuals, society, mankind and environment

Response	In (%)
Agree	43.48
Disagree	4.35
Partially Agree	39.13
Strongly Agree	13.04

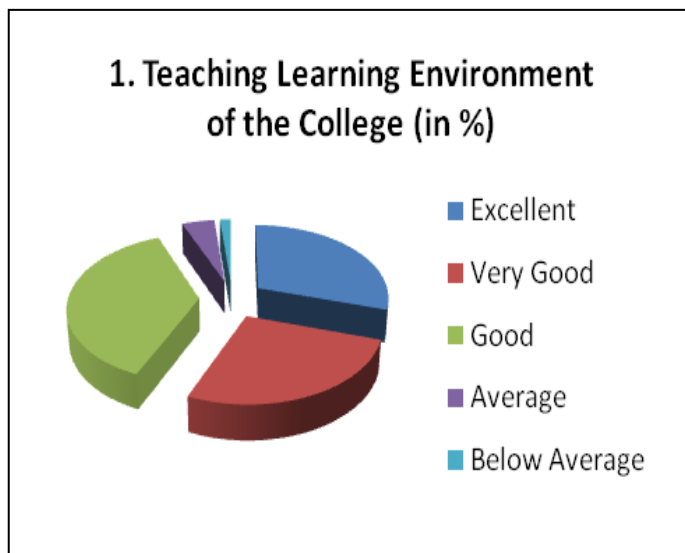


Feedback on Syllabus by Guardians

The questionnaire for the feedback on Syllabus by guardians is prepared by the IQAC of the college consisting of 5 close ended responses. A total of 131 guardians of the students of the college from both Arts and Science stream were selected at random for the survey which is more than 100 as referred by NAAC. The summary of the analysis is presented below –

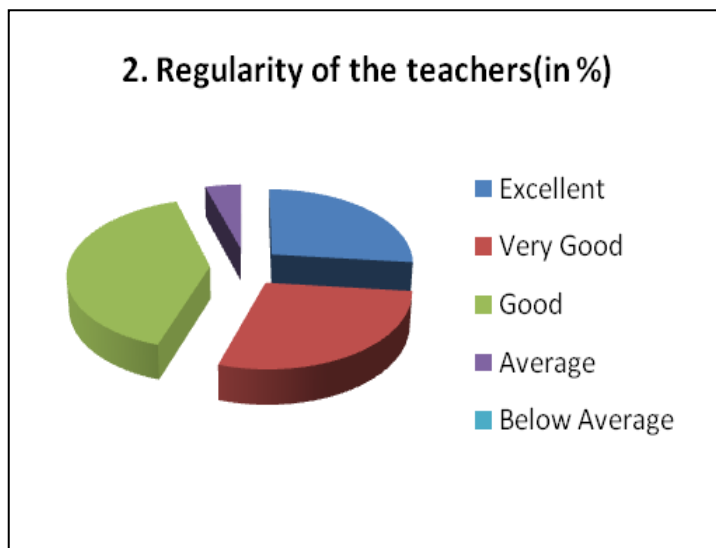
1. Teaching Learning Environment of the College

Response	In %
Excellent	29.77
Very Good	26.72
Good	37.40
Average	4.58
Below Average	1.53



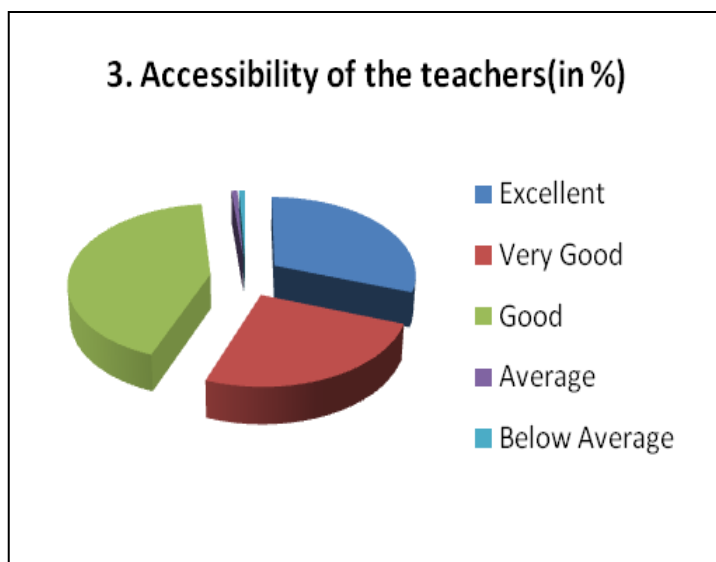
2. Regularity of the teachers

Response	In %
Excellent	26.72
Very Good	28.24
Good	40.46
Average	4.58
Below Average	0



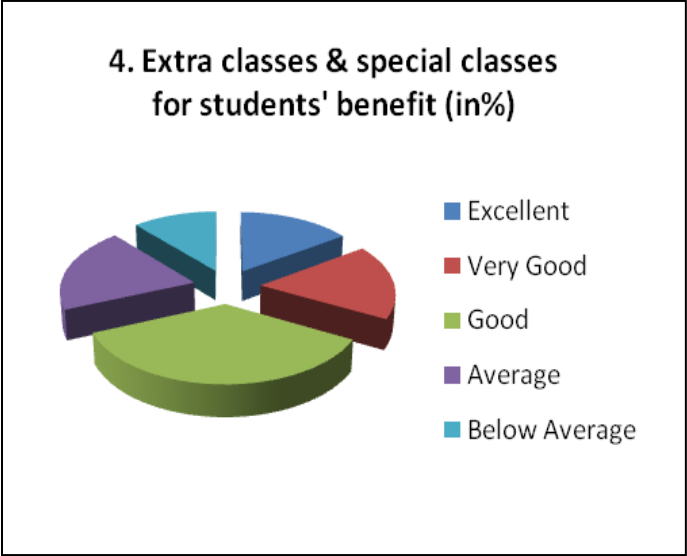
3. Accessibility of the teachers

Response	In %
Excellent	30.54
Very Good	25.19
Good	42.75
Average	0.76
Below Average	0.76



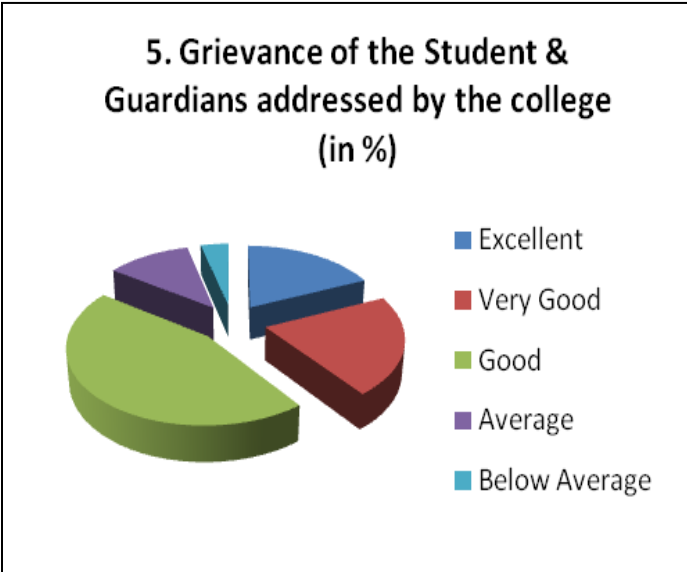
4. Extra classes & special classes for students' benefit

Response	In %
Excellent	15.27
Very Good	17.56
Good	35.87
Average	19.85
Below Average	11.45



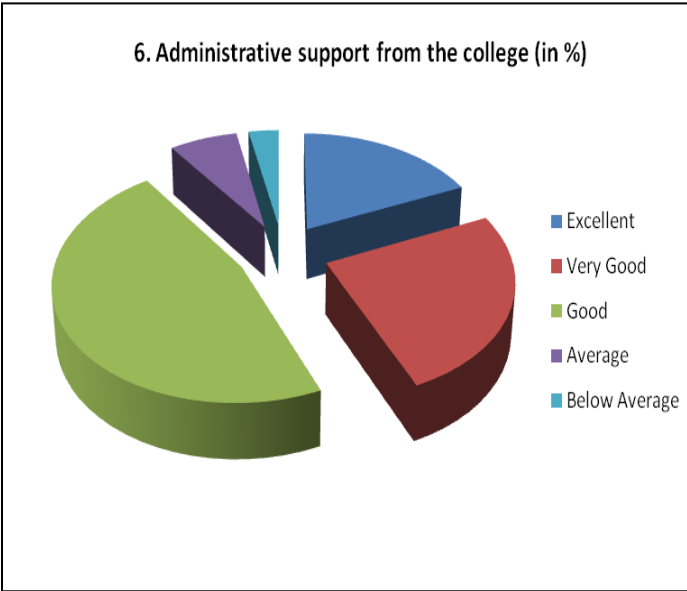
5. Grievance of the Student & Guardians addressed by the college

Response	In %
Excellent	18.32
Very Good	21.37
Good	45.04
Average	11.45
Below Average	3.82



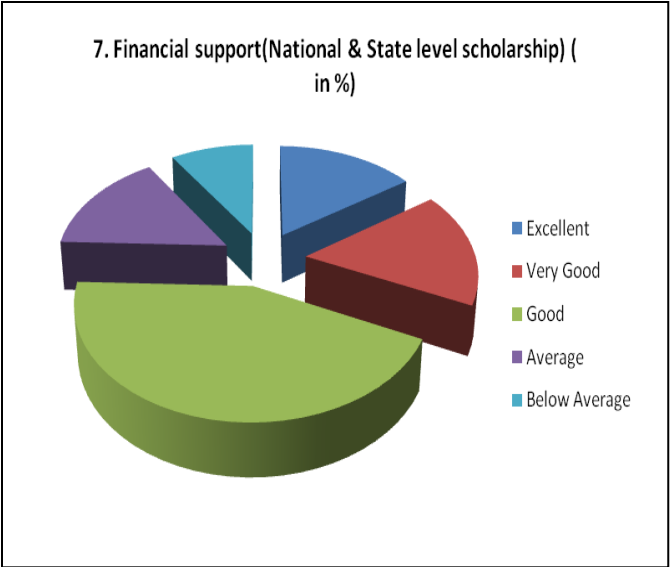
6. Administrative support from the college

Response	In %
Excellent	18.32
Very Good	25.19
Good	46.57
Average	6.87
Below Average	3.05



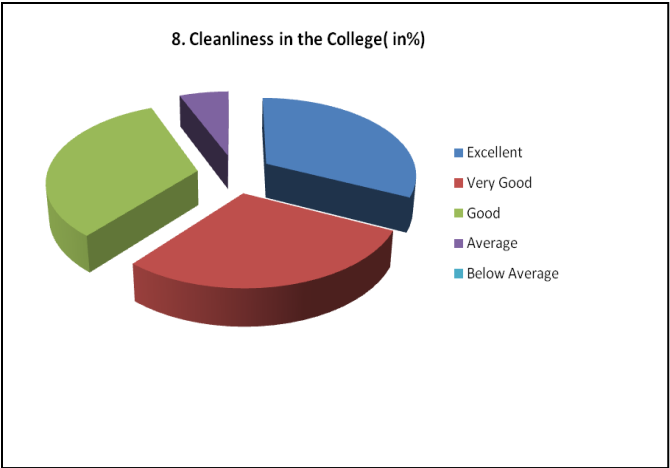
7. Financial support(National & State level scholarship)

Response	In %
Excellent	15.27
Very Good	16.79
Good	43.51
Average	15.27
Below Average	9.16



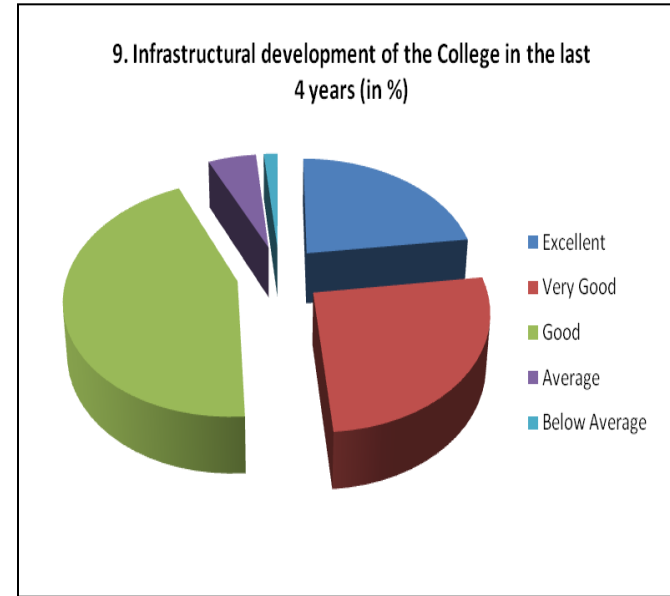
8. Cleanliness in the College

Response	In %
Excellent	32.06
Very Good	29.00
Good	32.82
Average	6.12
Below Average	0



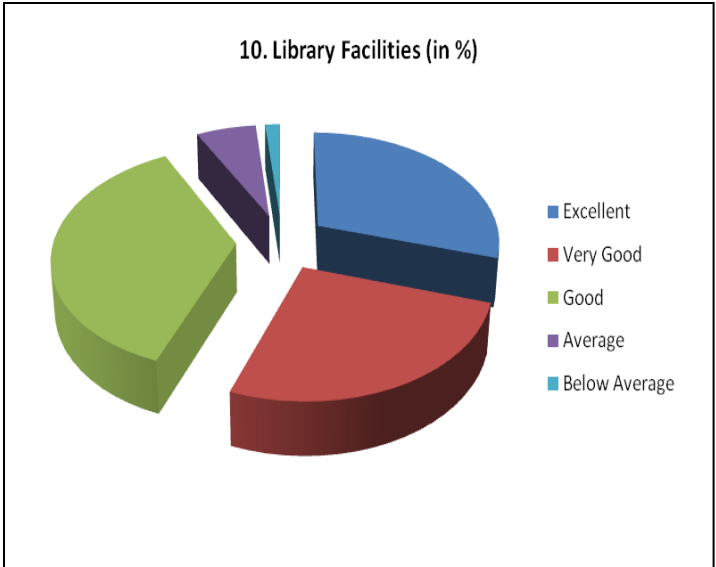
9. Infrastructural development of the College in the last 4 years

Response	In %
Excellent	22.91
Very Good	25.95
Good	44.27
Average	5.34
Below Average	1.53



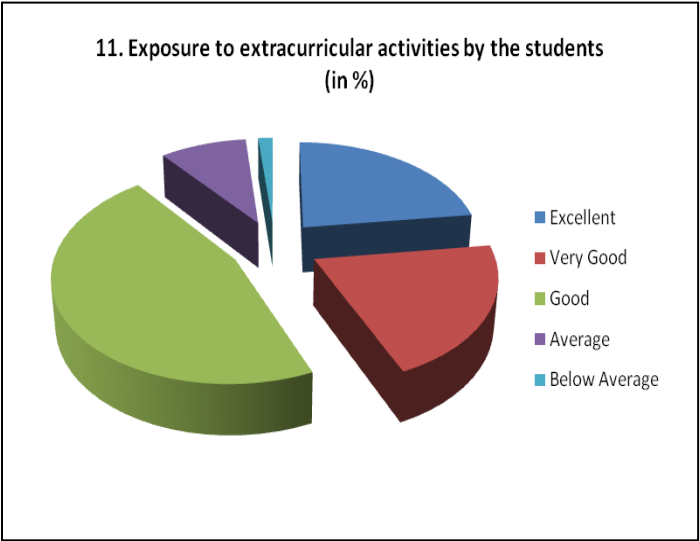
10. Library Facilities

Response	In %
Excellent	29.77
Very Good	25.95
Good	36.64
Average	6.12
Below Average	1.52



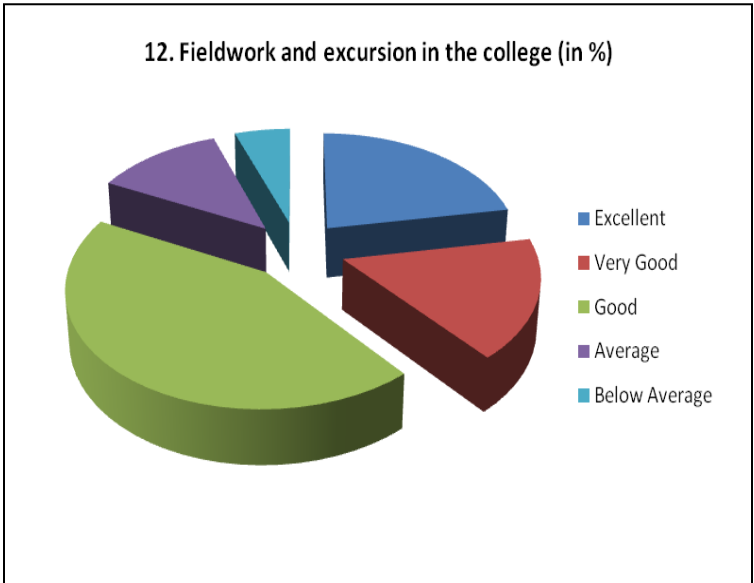
11. Exposure to extracurricular activities by the students

Response	In %
Excellent	22.90
Very Good	20.61
Good	45.80
Average	9.16
Below Average	1.53



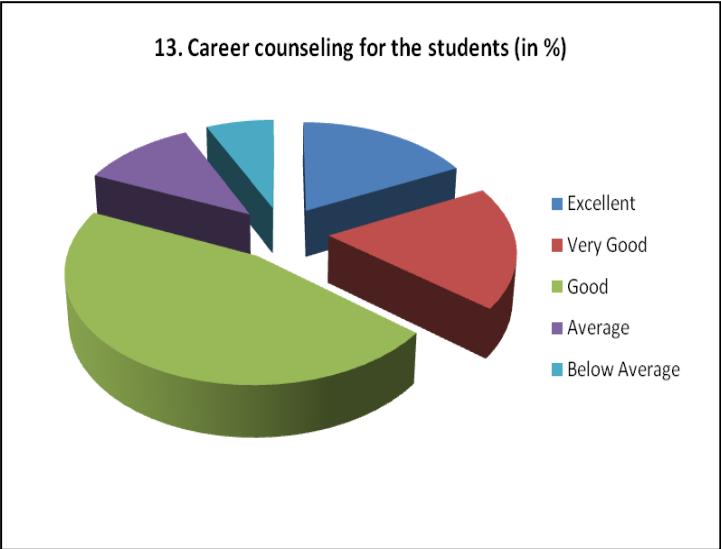
12. Fieldwork and excursion in the college

Response	In %
Excellent	22.14
Very Good	16.79
Good	43.52
Average	12.21
Below Average	5.34



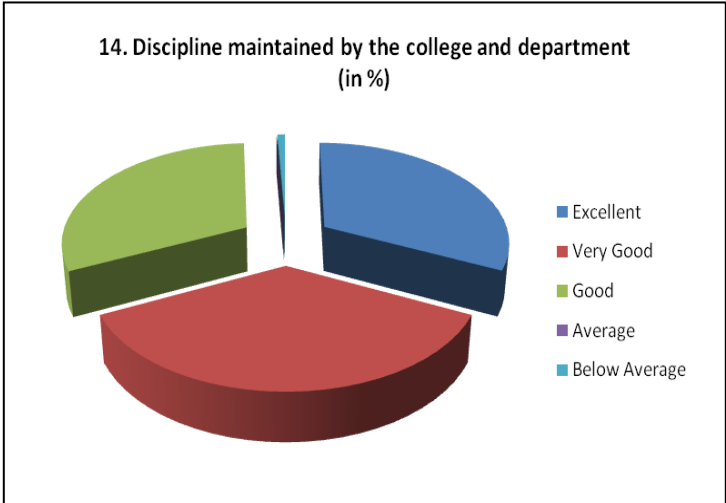
13. Career counseling for the students

Response	In %
Excellent	17.56
Very Good	18.32
Good	45.80
Average	11.45
Below Average	6.87



14. Discipline maintained by the college and department

Response	In %
Excellent	32.06
Very Good	35.88
Good	31.30
Average	0
Below Average	0.76



15. Overall rating on the performance of the student

Response	In %
Excellent	22.14
Very Good	32.82
Good	38.93
Average	3.82
Below Average	2.29

