



Department of Mathematics
Nalbari College, Nalbari
Assam, Pin-781335



-
1. **Title of the event: Field Visit to five different villages of Nalbari District.**
 2. **Venue:** Barnibari, Bartala, Jagara, Jowariddi and Japarkuchi of Nalbari District
 3. **Date:** 23/03/2022
 4. **Organized by:** Department of Mathematics

 5. **Faculty Coordinator:** Mr. Gautam Sarma

 6. **No of Participants in details (students):** 36

 7. **Nature of Participation:** Students & Teacher

 8. **Activities Carried out / Detail Description of the event:** The department of Mathematics conducted a field visit to 5 different villages of Nalbari district of Assam. Five different villages namely- Barnibari, Bartala, Jagara, Jowariddi and Japarkuchi of Nalbari district in different areas with different percentages of unemployment, populations were selected. In this survey, some families were chosen as a sample. The data was collected by conducting a survey of some unemployed people in each village. Also, some interviews were conducted in them with a questionnaire with several different questions. The findings are established in the following tables and graphs.

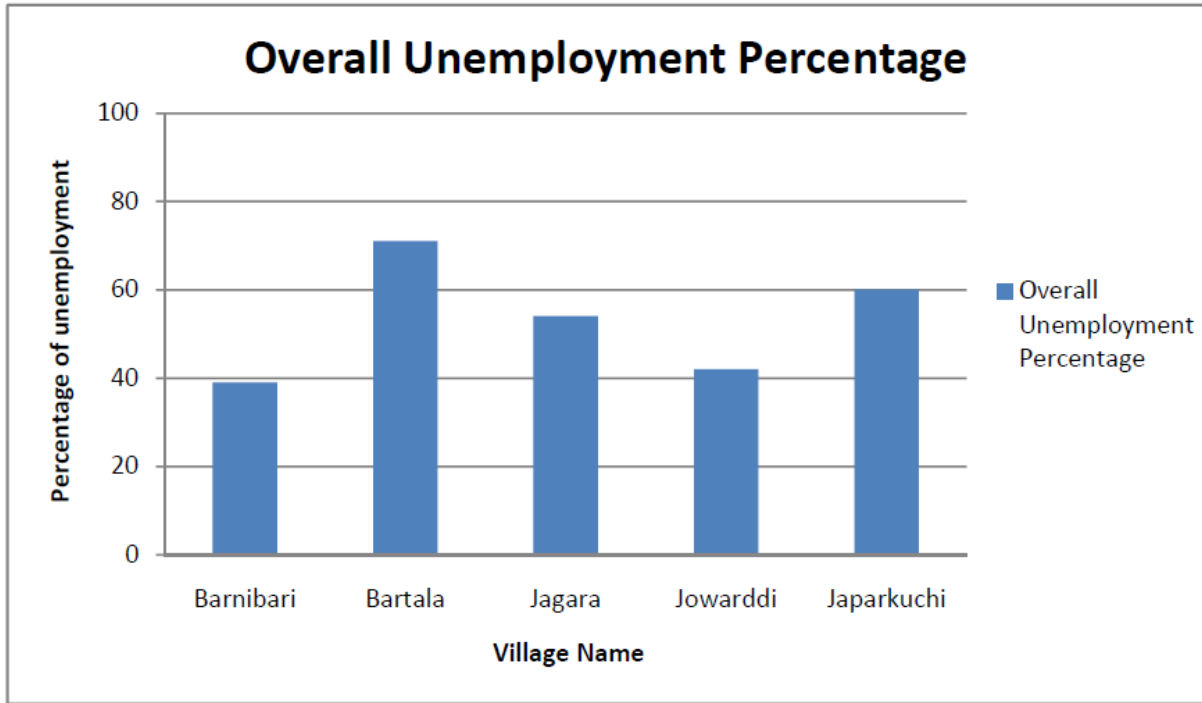


Table 1: Demographic information of the five villages

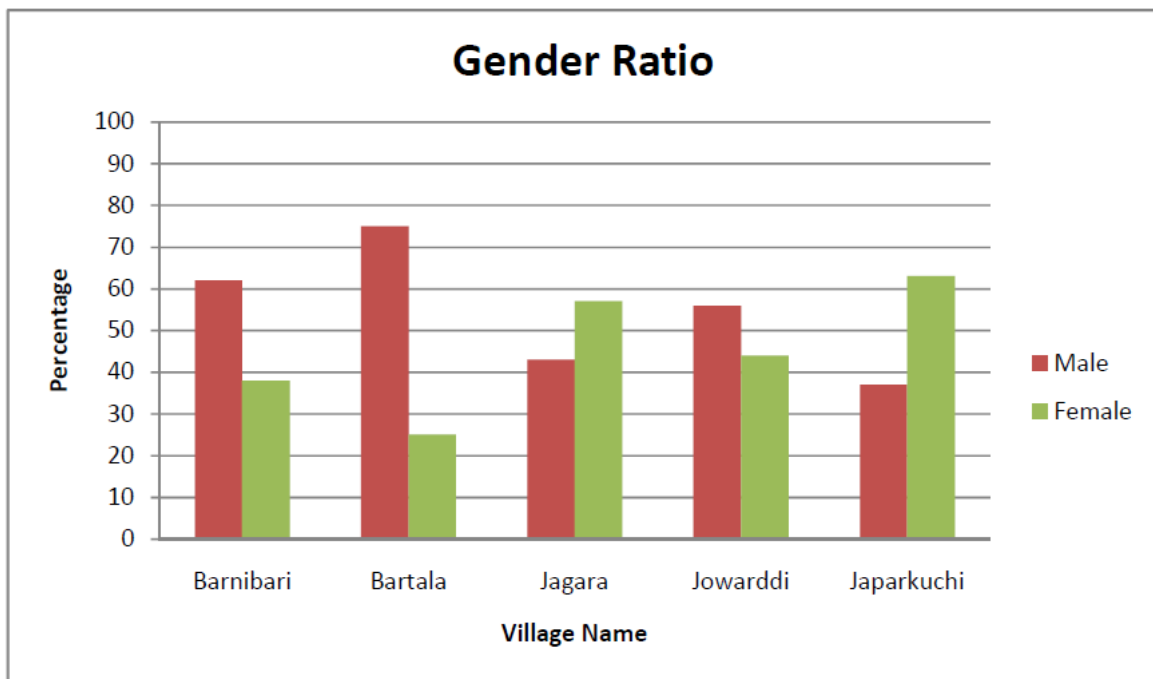
Name of Village	Location	Overall Unemployed Percentage	% of Male	% of Female	% of Married	% of Unmarried	Socioeconomic Background of Unemployed (Mostly)
Barnibari, Nalbari	Rural	39%	62%	38%	70%	30%	Middle
Bartala, Nalbari	Rural	71%	75%	25%	42%	58%	Lower
Jagara, Nalbari	Suburban	54%	43%	57%	66%	34%	Middle
Jowarddi Nalbari	Rural	42%	56%	44%	25%	75%	Middle
Japarkuchi, Nalbari	Urban	60%	37%	63%	52%	48%	Lower



Graph 1: Bar Chart of overall unemployed percentage of 5 different villages

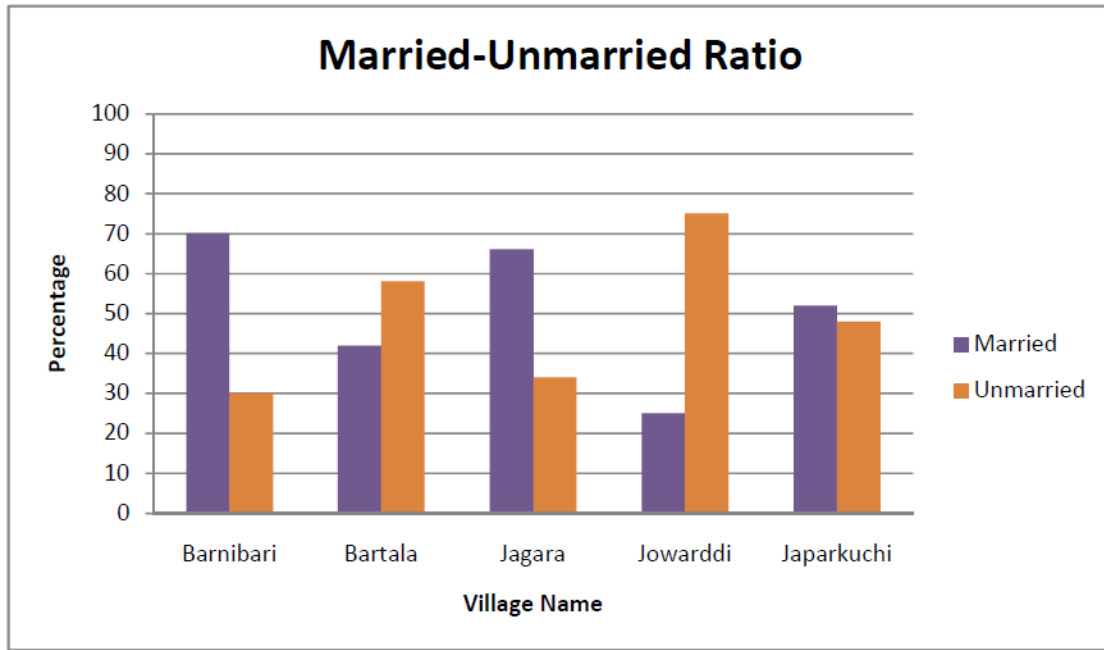


Graph 2: Bar Diagram to compare male-female ratio of unemployed people of 5 villages.

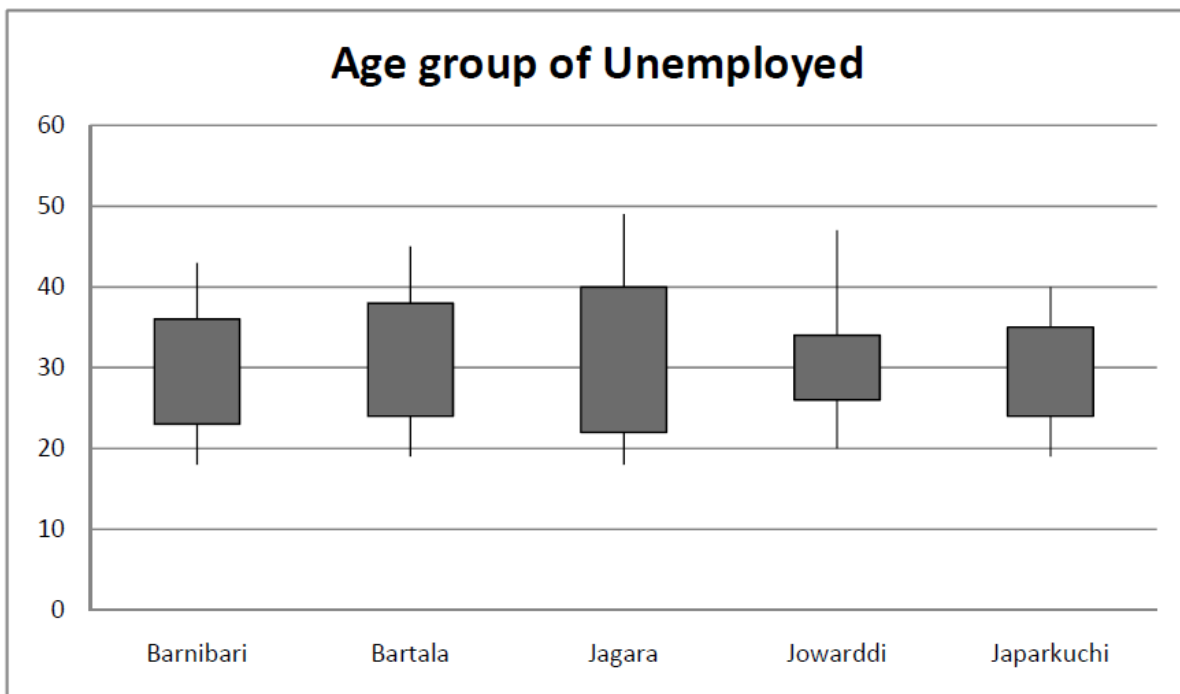




Graph 3: Bar Diagram to compare married-unmarried ratio of unemployed people of 5 villages.

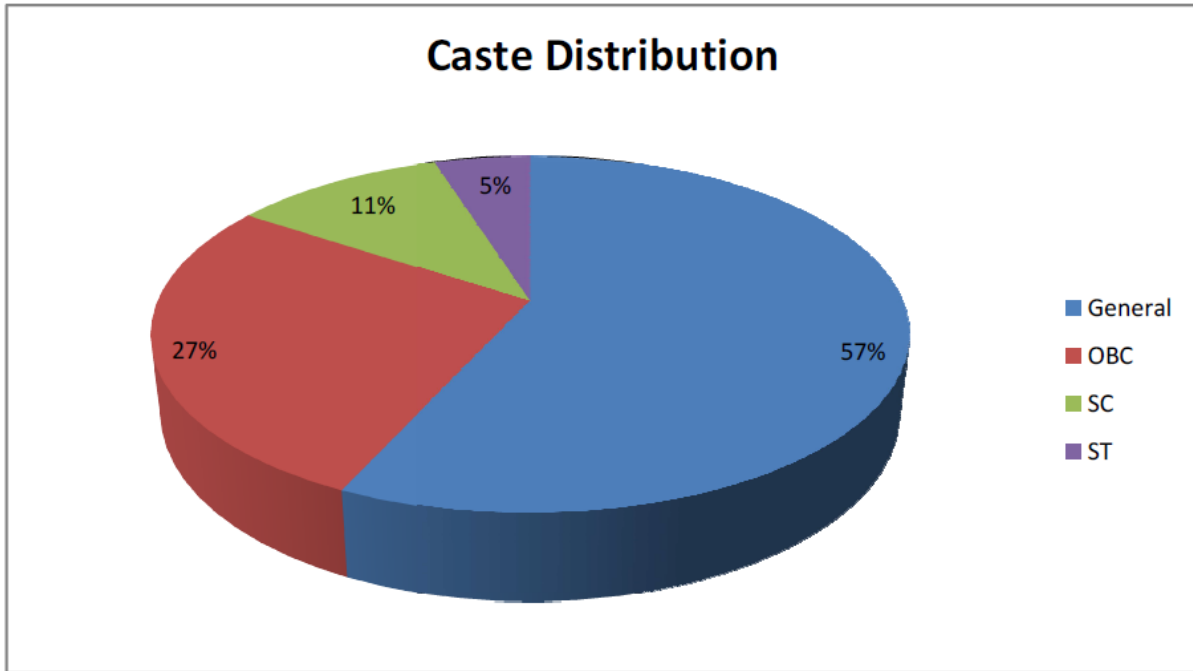


Graph 4: Box-Whisker Plot to compare age groups of unemployed in 5 villages.





Graph 5(i): Distribution of castes of unemployed in Barnibari village



1. Photographs of the programme :



Department of Mathematics
Nalbari College, Nalbari
Assam, Pin-781335





2. List of participants with the permission letter of Principal



Department of Mathematics
Nalbari College, Nalbari
Assam, Pin-781335



Department of Mathematics
Nalbari College, Nalbari
Assam, Pin-781335

Date: 20/03/2022

Ref:

To:

The Principal
Nalbari College, Nalbari

Subject: Prayer for Permission to Guide the team of Students of B.Sc. VI Sem (H) students are willing to go to five different villages of Nalbari District.

Sir,

I have the honour to inform you that the students of B.Sc. VI Sem (H) students are willing to go to five different villages of Nalbari District, for field visit on 23/03/2022. The students will have to prepare and submit a report on the field visit. Mr. Gautam Sarma will accompany as guide of the team. (36 number of students).

This is for your information and necessary action. With regards.

Permission granted
[Signature]
20/3/22

[Signature] 20/03/2022
(Piroja Begum)
HOD,
Department of Mathematics,
Nalbari College, Nalbari
Nalbari College, Nalbari



Department of Mathematics
Nalbari College, Nalbari
Assam, Pin-781335



Department of Mathematics
Nalbari College, Nalbari
Assam, Pin-781335

List of students for field visit

1	Jyotirmay Das
2	Dipinti Barman
3	Tridip Kalita
4	Dhrubajyoti Kalita
5	Fardik Ahmed
6	Kangkan Kalita
7	Gitartha kalita
8	Chandan Das
9	Simanta Das
10	Bitalee Deka
11	Pritismita Deka
12	Chinmoy Talukdar
13	Himashri Kalita
14	Mriganka Sarma
15	Nabajit Sarania
16	Manjima Sarma
17	Ashlesha Deka
18	Bibhas Barman
19	Bidisha Dutta
20	Bijumani Sarma
21	Bitopan Kumar
22	Dhiraj Choudhury
23	Jahnabi Goswami
24	Jesmin Sultana
25	Jigyasha Barman
26	Jubin Deka
27	Jyotirmoy Baishya
28	Mridupawan Kashyap
29	Nazrul Islam
30	Nilakshi Bashyas
31	Partha Kalita
32	Partha P Bhatta
33	Parthajit Deka
34	Priyanka Kalita
35	Rinismita Sarma
36	Rupjyoti Sarma

