

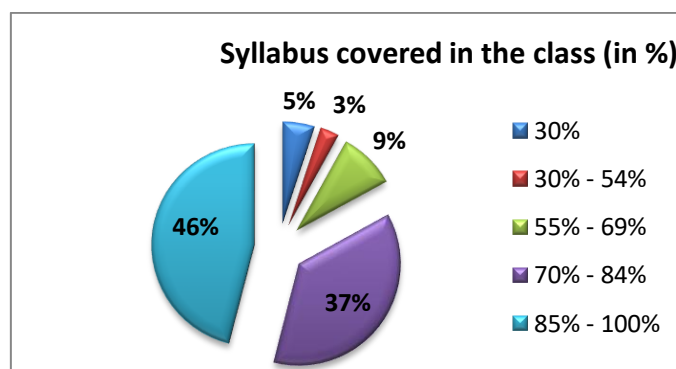
Report of Student Satisfaction Survey on Teaching Learning Process

2019-2020

For **Student Satisfaction Survey on Teaching Learning Process** the same questionnaire developed by NAAC consisting 20 close ended statements was adopted by the college. For the survey a total of 200 students were selected at random from the final semester of Arts and Science stream of the college for survey which is more than the recommendation of NAAC. Out of 200 students 162 students responded in the survey. The result is analyzed statement wise and the summary is presented below-

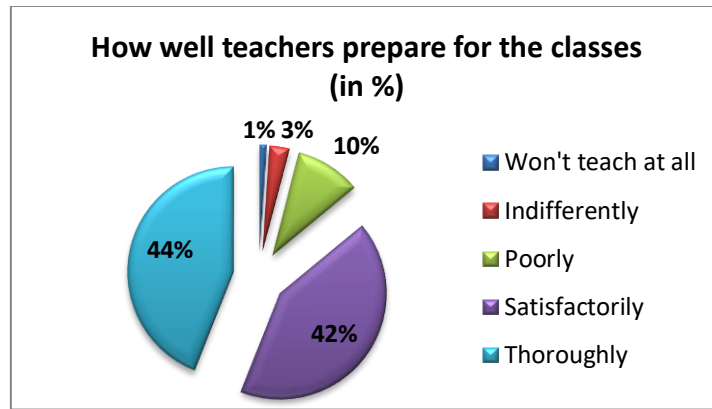
1. How much of the syllabus was covered in the class?

Syllabus was covered	Responded by students (in %)
30%	5
30% - 54%	3
55% - 69%	9
70% - 84%	37
85% - 100%	46



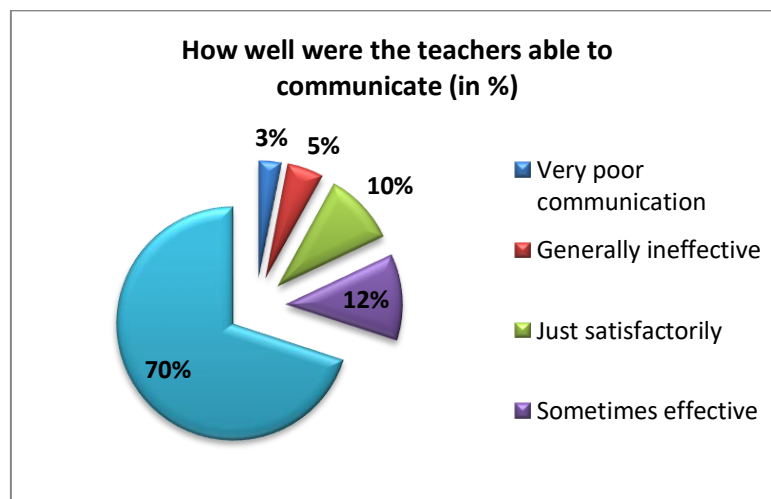
2. How well did the teachers prepare for the classes?

Category	Responded by students (in %)
Won't teach at all	1
Indifferently	3
Poorly	10
Satisfactorily	42
Thoroughly	44



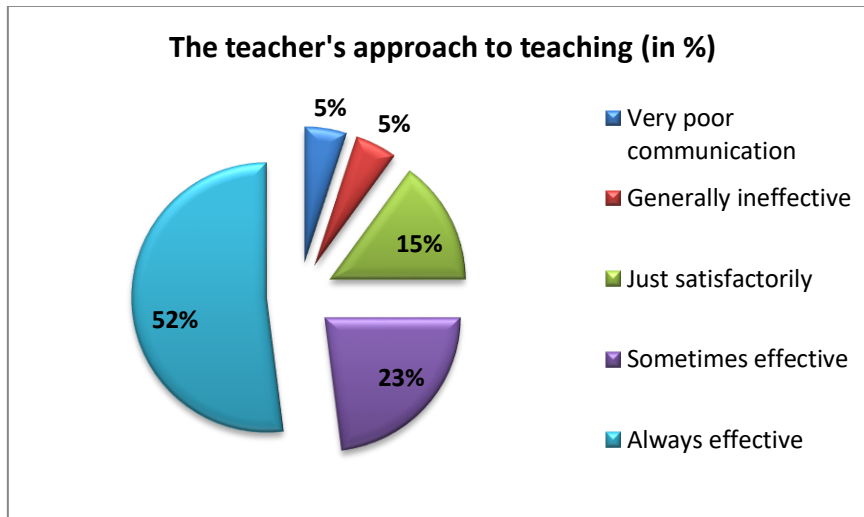
3. How well were the teachers able to communicate?

Category	Responded by students (in %)
Very poor communication	3
Generally ineffective	5
Just satisfactorily	10
Sometimes effective	12
Always effective	70



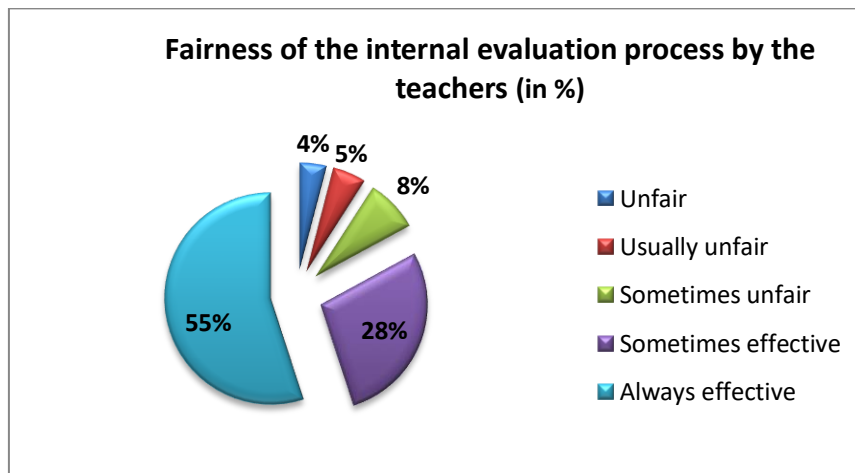
4. The teacher's approach to teaching can best be described as

Category	Responded by students (in %)
Very poor communication	5
Generally ineffective	5
Just satisfactorily	15
Sometimes effective	23
Always effective	52



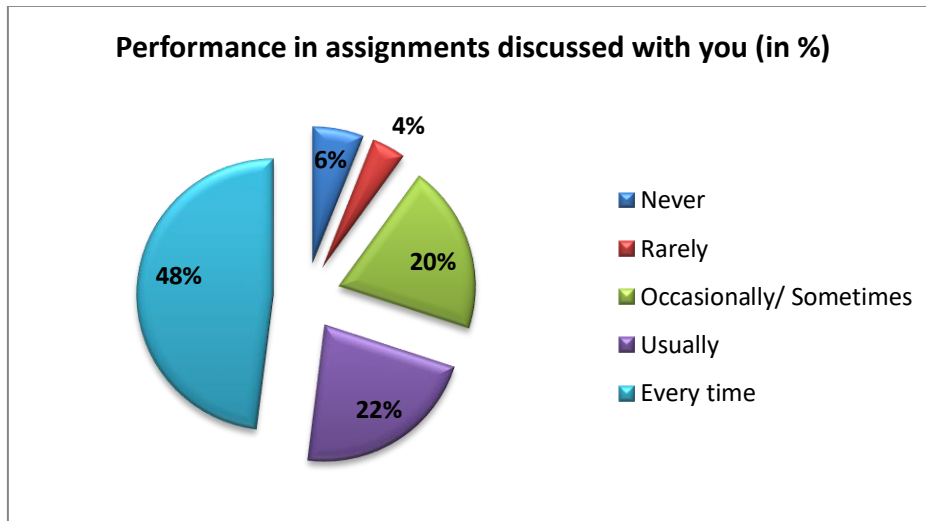
5. Fairness of the internal evaluation process by the teachers

Category	Responded by students (in %)
Unfair	4
Usually unfair	5
Sometimes unfair	8
Sometimes effective	28
Always effective	55



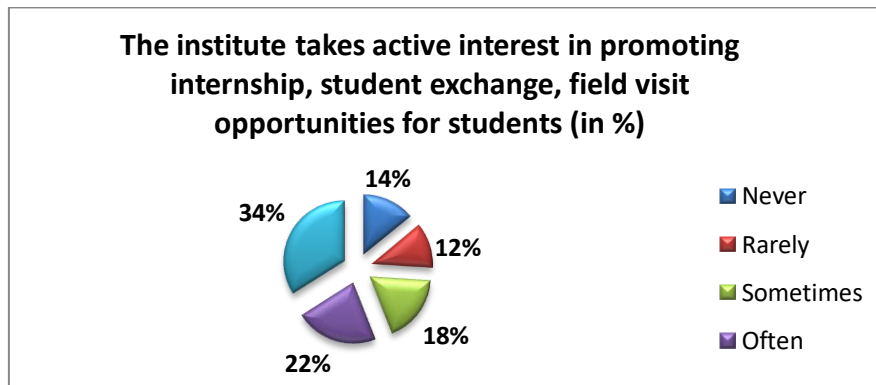
6. Was your performance in assignments discussed with you?

Category	Responded by students (in %)
Never	6
Rarely	4
Occasionally/ Sometimes	20
Usually	22
Every time	48



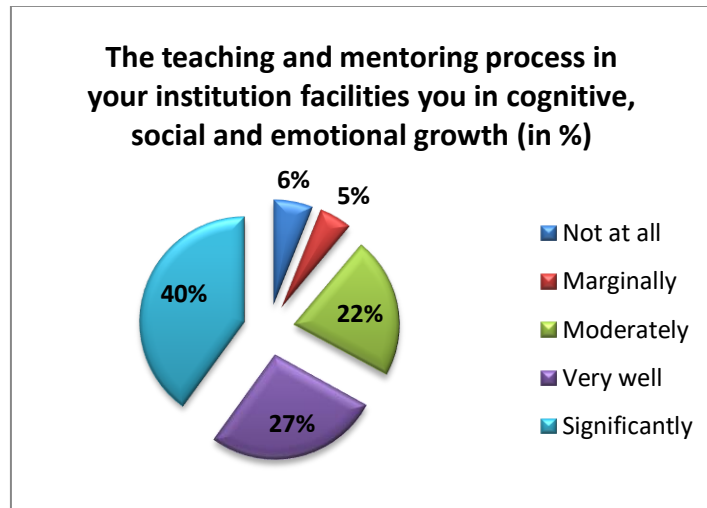
7. The institute takes active interest in promoting internship, student exchange, field visit opportunities for students.

Category	Responded by students (in %)
Never	14
Rarely	12
Sometimes	18
Often	22
Regularly	34



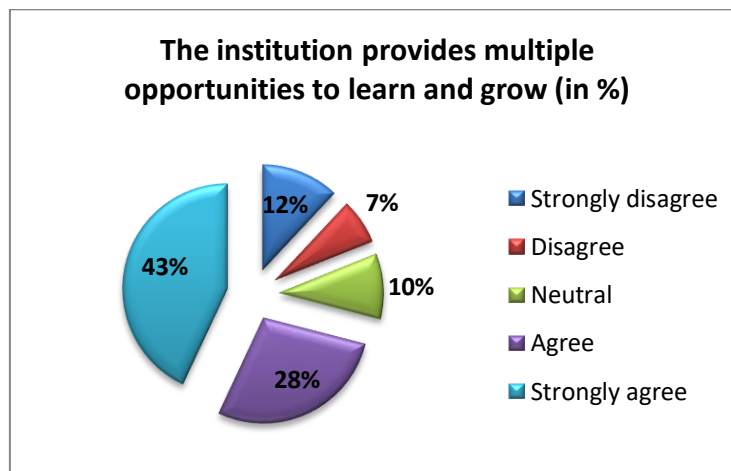
8. The teaching and mentoring process in your institution facilities you in cognitive, social and emotional growth.

Category	Responded by students (in %)
Not at all	6
Marginally	5
Moderately	22
Very well	27
Significantly	40



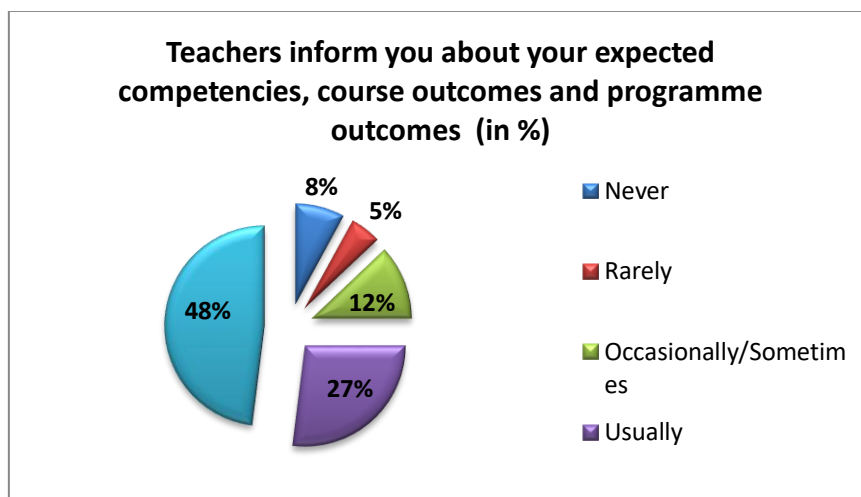
9. The institution provides multiple opportunities to learn and grow.

Category	Responded by students (in %)
Strongly disagree	12
Disagree	7
Neutral	10
Agree	28
Strongly agree	43



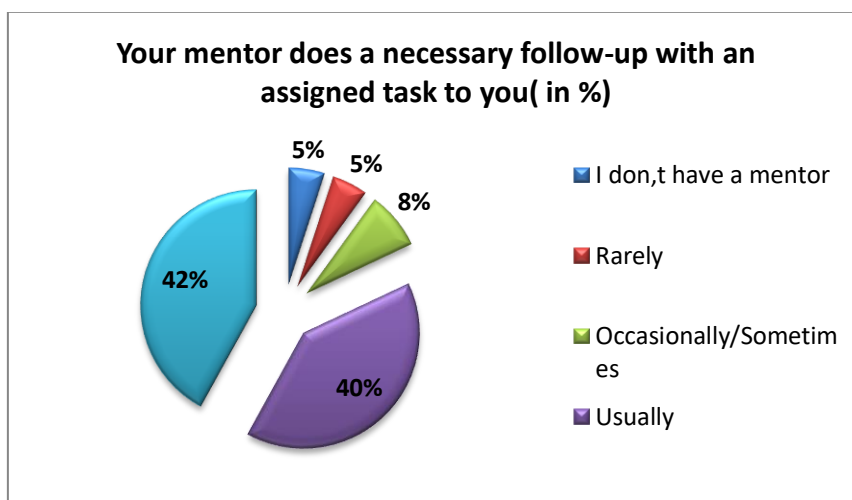
10. Teachers inform you about your expected competencies, course outcomes and programme outcomes.

Category	Responded by students (in %)
Never	08
Rarely	05
Occasionally/Sometimes	12
Usually	27
Every time	48



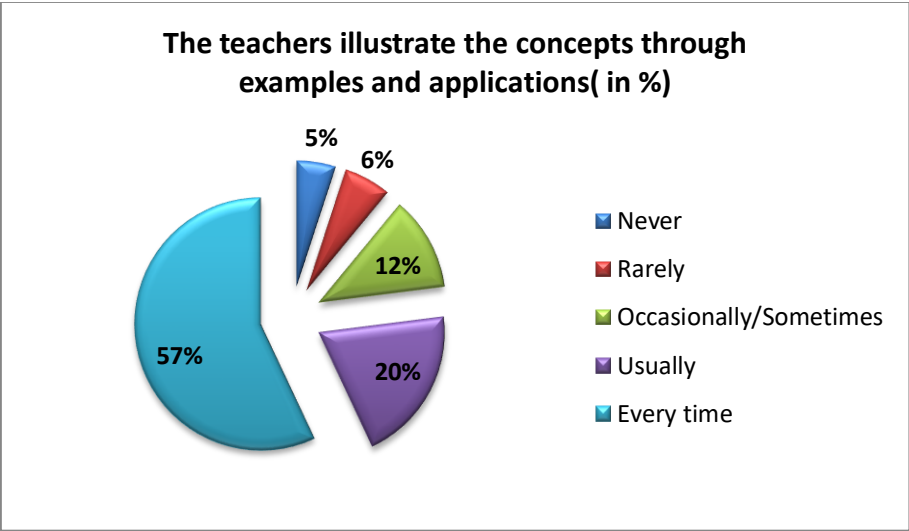
11. Your mentor does a necessary follow-up with an assigned task to you

Category	Responded by students (in %)
I don,t have a mentor	5
Rarely	5
Occasionally/Sometimes	8
Usually	40
Every time	42



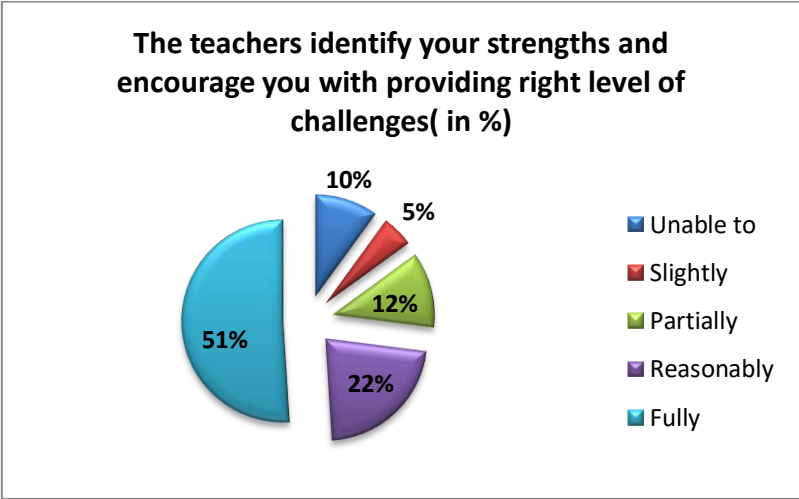
12. The teachers illustrate the concepts through examples and applications.

Category	Responded by students (in %)
Never	5
Rarely	6
Occasionally/Sometimes	12
Usually	20
Every time	57



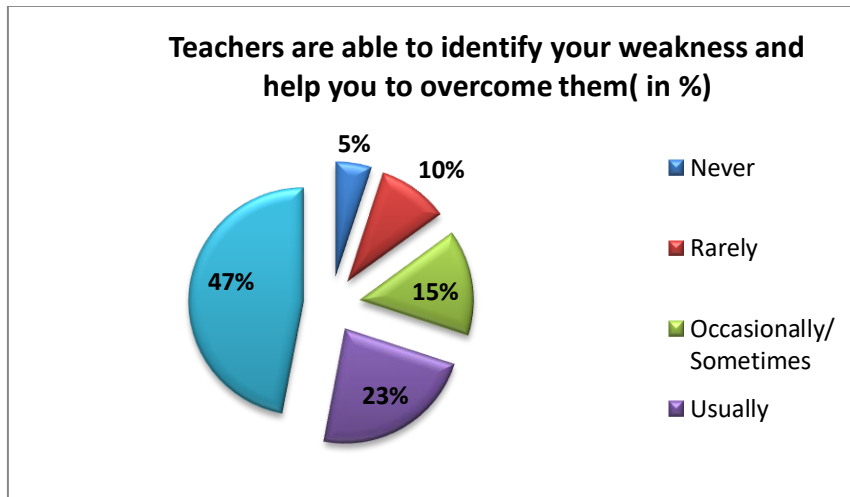
13. The teachers identify your strengths and encourage you with providing right level of challenges.

Category	Responded by students (in %)
Unable to	10
Slightly	5
Partially	12
Reasonably	22
Fully	51



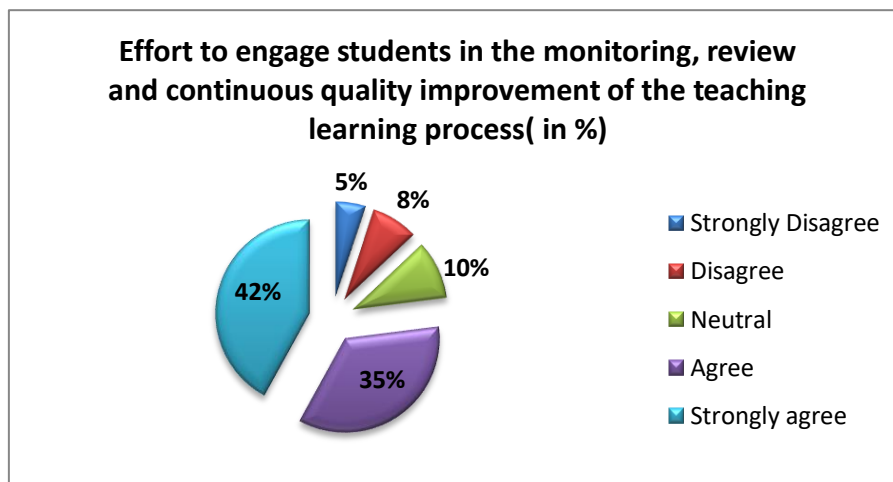
14. Teachers are able to identify your weakness and help you to overcome them.

Category	Responded by students (in %)
Never	5
Rarely	10
Occasionally/ Sometimes	15
Usually	23
Every time	47



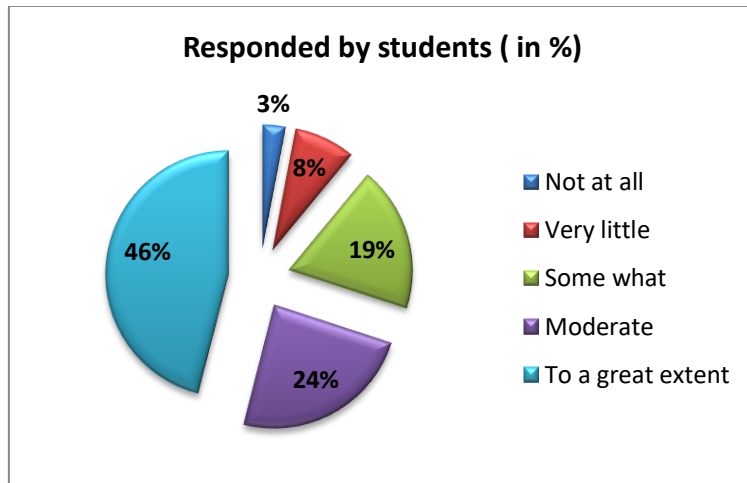
15. The institution makes effort to engage students in the monitoring, review and continuous quality improvement of the teaching learning process.

Category	Responded by students (in %)
Strongly Disagree	5
Disagree	8
Neutral	10
Agree	35
Strongly agree	42



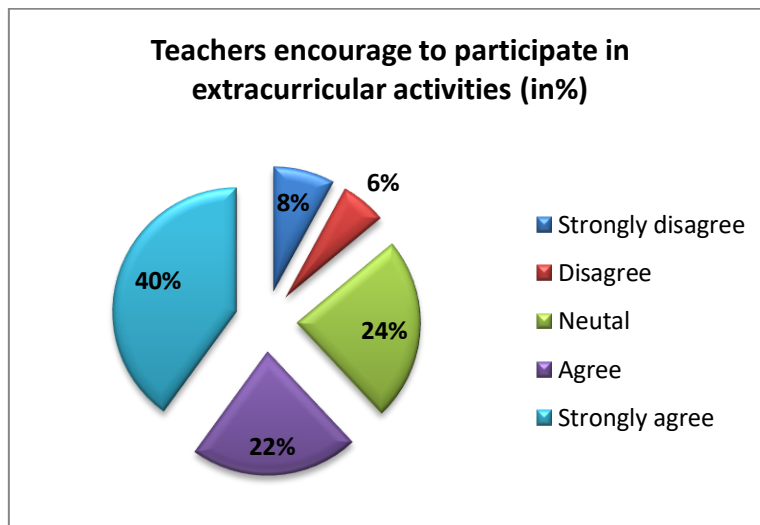
16. The institute/ teachers use student centric methods, such as experimental learning participative learning and problem solving methodologies for enhancing learning

Category	Responded by students (in %)
Not at all	3
Very little	8
Some what	19
Moderate	24
To a great extent	46



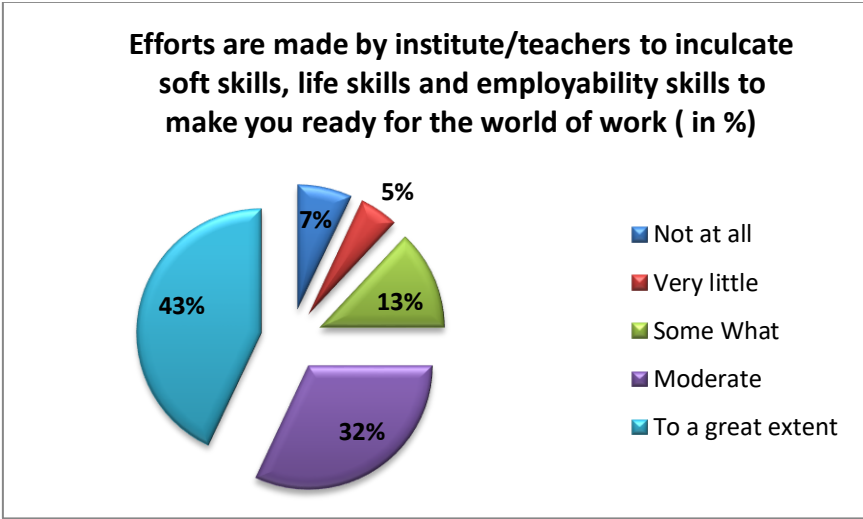
17. Teachers encourage you to participate in extracurricular activities

Category	Responded by students (in %)
Strongly disagree	8
Disagree	6
Neutal	24
Agree	22
Strongly agree	40



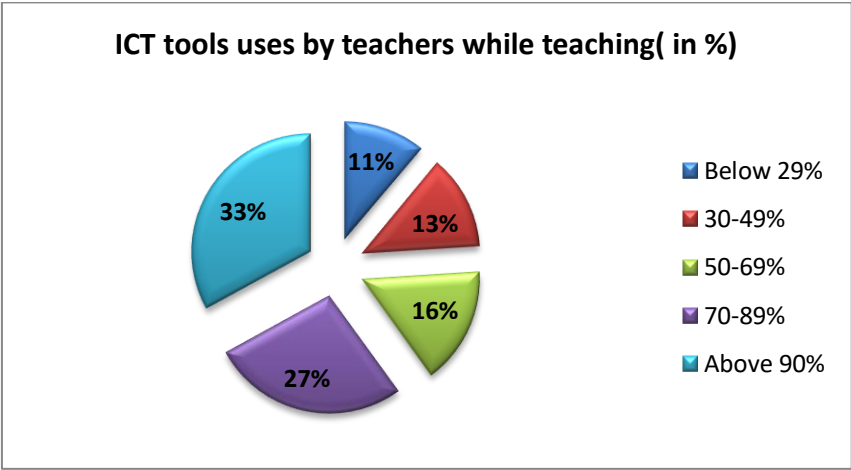
18. Efforts are made by institute/teachers to inculcate soft skills, life skills and employability skills to make you ready for the world of work.

Category	Responded by students (in %)
Not at all	7
Very little	5
Some What	13
Moderate	32
To a great extent	43



19. What percentage of teachers uses ICT tools such as LCD projector, Multimedia etc. while teaching?

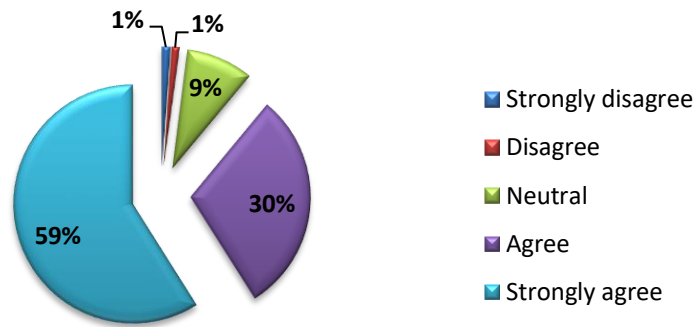
Category	Responded by students (in %)
Below 29%	11
30-49%	13
50-69%	16
70-89%	27
Above 90%	33



20. The overall quality of teaching-learning process in your institute is very good.

Category	Responded by students (in %)
Strongly disagree	1
Disagree	1
Neutral	9
Agree	30
Strongly agree	59

The overall quality of teaching-learning process in your institute is very good(in %)



Co-ordinator
I.Q.A.C.
Nalbari College, Nalbari

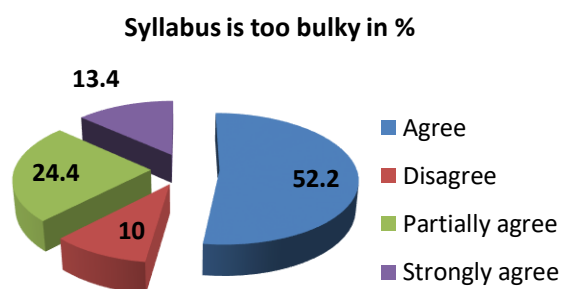
Feedback on Syllabus by Students

2019-20

The questionnaire for the survey on **Syllabus by Students** is prepared by the IQAC of Nalbari College consisting of 5 close ended responses. A total of 150 students were selected at random from the final semester of Arts and Science stream of the college and 138 students responded in the survey which is more than 100 as referred by NAAC. The summary of the analysis is presented below-

1. Syllabus is too bulky

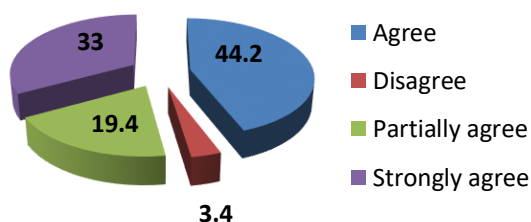
Response	In %
Agree	52.2
Disagree	10
Partially agree	24.4
Strongly agree	13.4



2. Satisfied with the distribution of content across papers

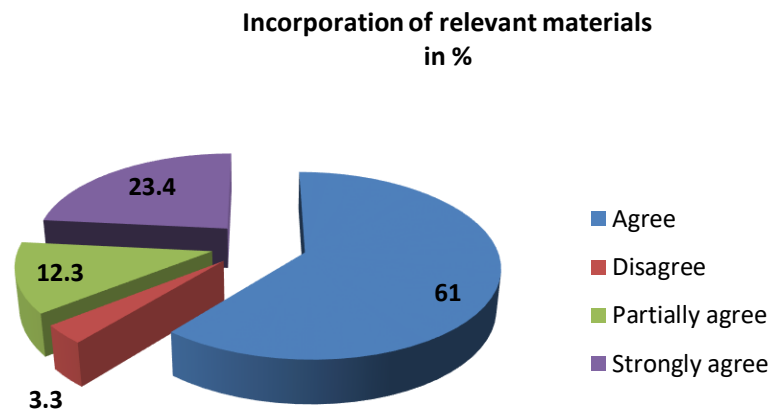
Response	In %
Agree	44.2
Disagree	3.4
Partially agree	19.4
Strongly agree	33

Satisfied with the distribution of content across papers in %



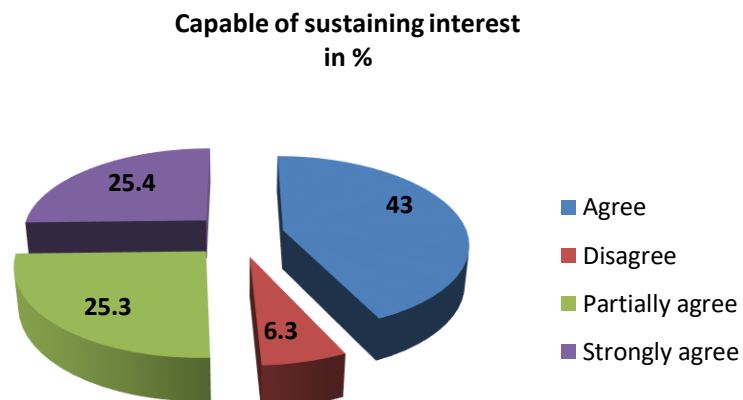
3. Incorporation of relevant materials

Response	In %
Agree	61
Disagree	3.3
Partially agree	12.3
Strongly agree	23.4



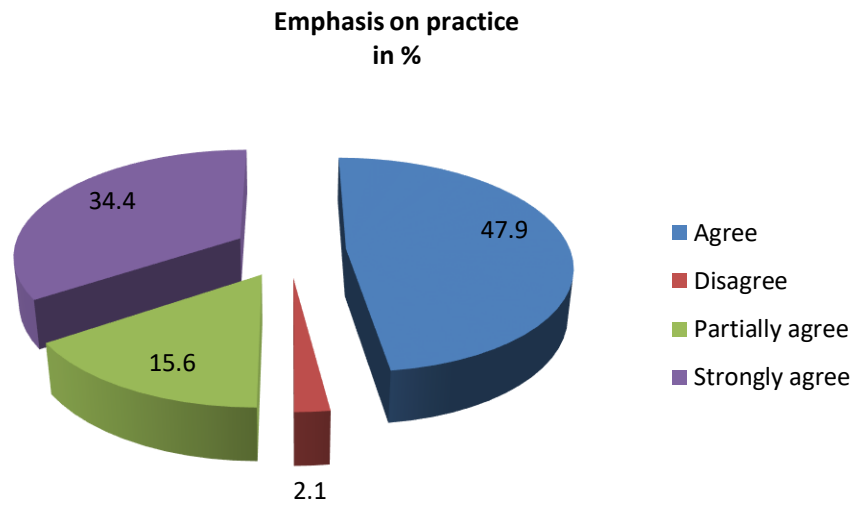
4. Capable of sustaining interest


Response	In %
Agree	43
Disagree	6.3
Partially agree	25.3
Strongly agree	25.4



5. Emphasis on practice

Response	In %
Agree	47.9
Disagree	2.1
Partially agree	15.6
Strongly agree	34.4




Co-ordinator
I.Q.A.C.
Nalbari College, Nalbari

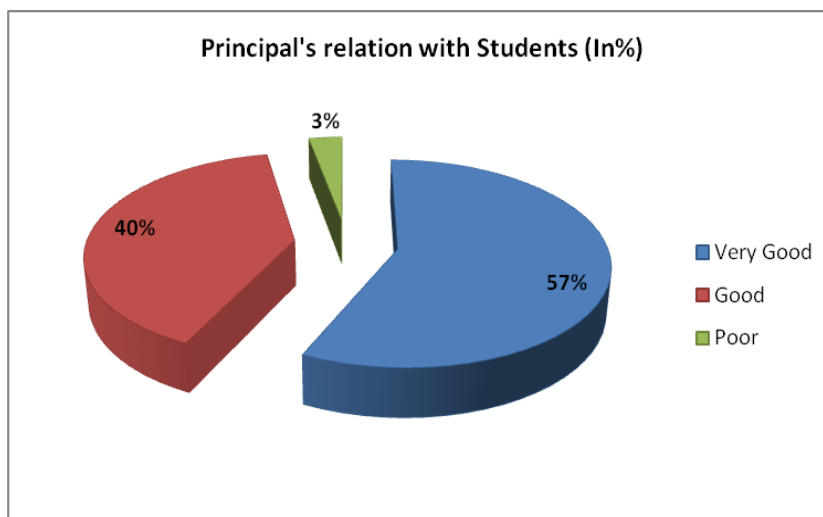
Students Feedback on College Environment

2019-20

The questionnaire for the survey on College Environment by Students is prepared by the IQAC of the college consisting of 6 close ended statements. A total of 160 students were selected at random from the final semester of Arts and Science stream of the college and 138 responded in the survey which is more than 100 as referred by NAAC. The result is analyzed statement wise and the summary is presented below –

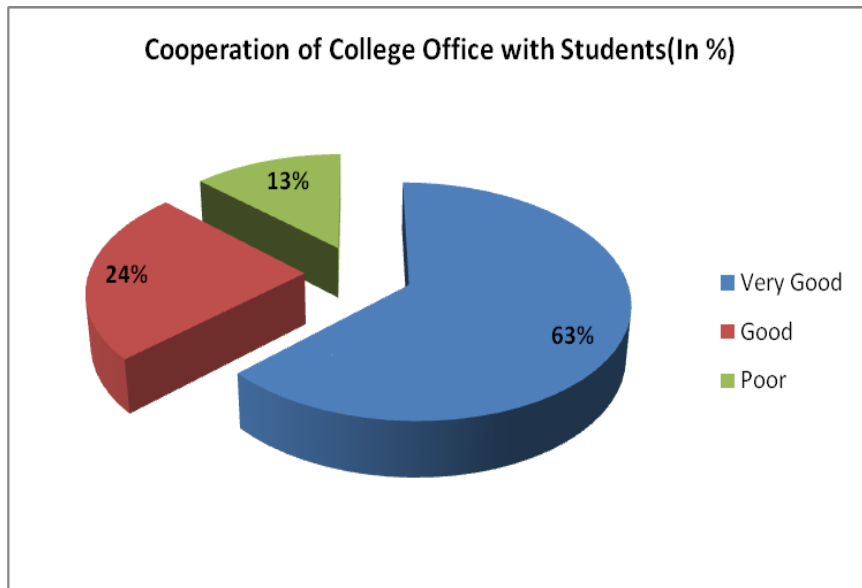
1. Principal's relation with Students

Response	In %
Very Good	57
Good	40
Poor	3



2. Cooperation of College Office with Students

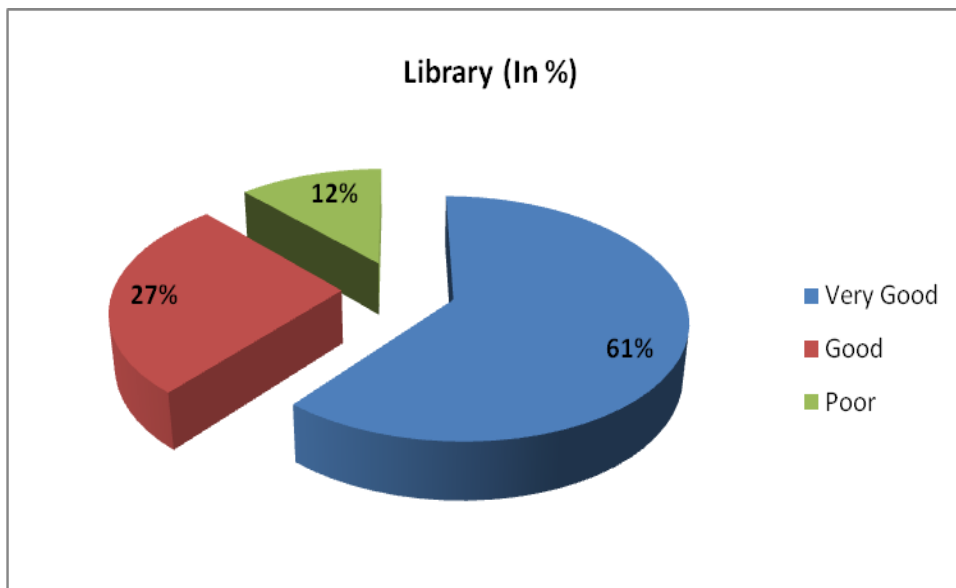
Response	In (%)
Very Good	63
Good	24
Poor	13



3. Facilities:

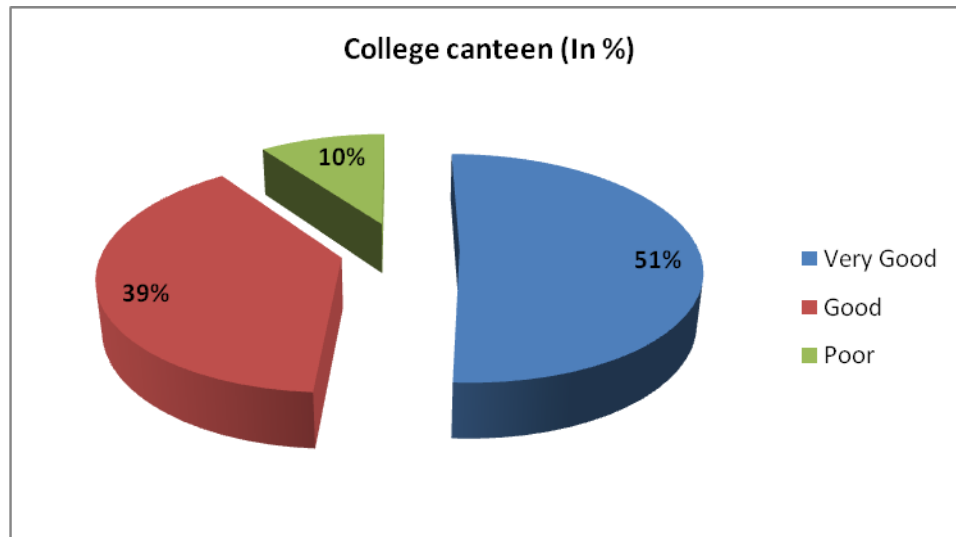
(a) Library

Response	In (%)
Very Good	61
Good	27
Poor	12



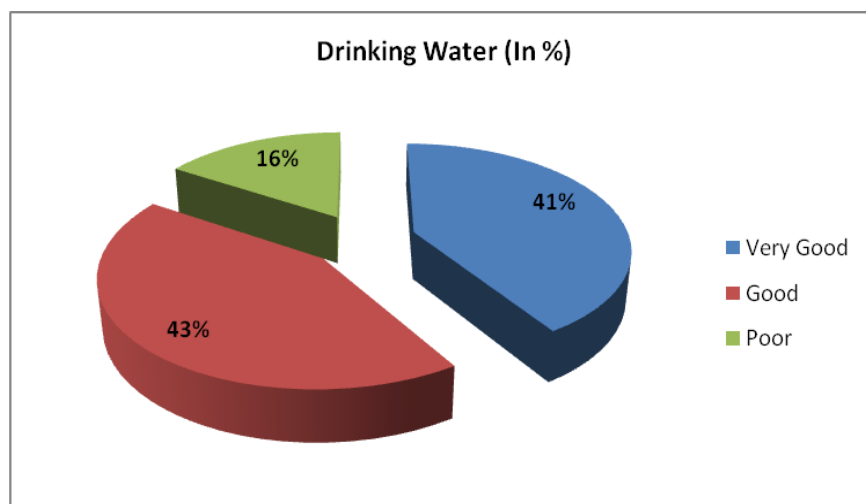
(b) College canteen

Response	In (%)
Very Good	51
Good	39
Poor	10



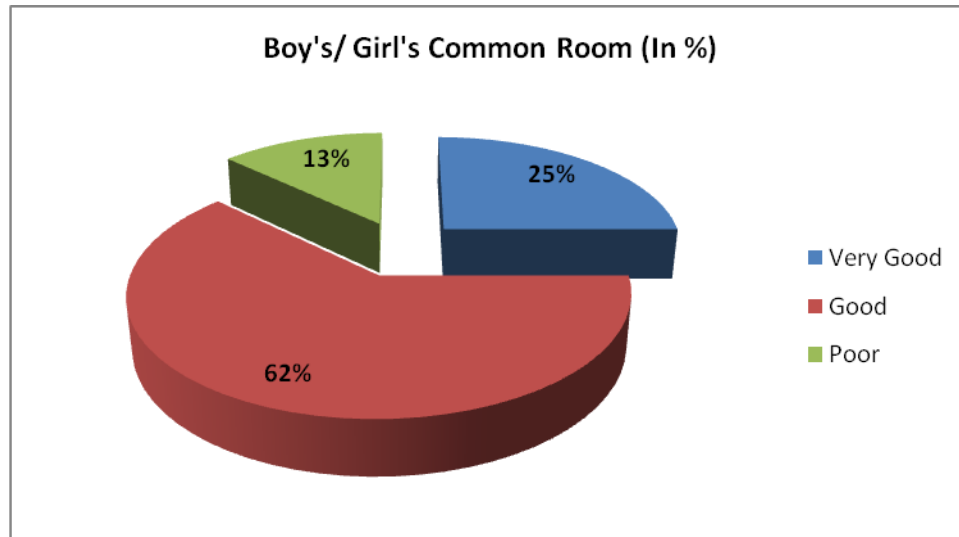
(c) Drinking Water

Response	In (%)
Very Good	41
Good	43
Poor	16



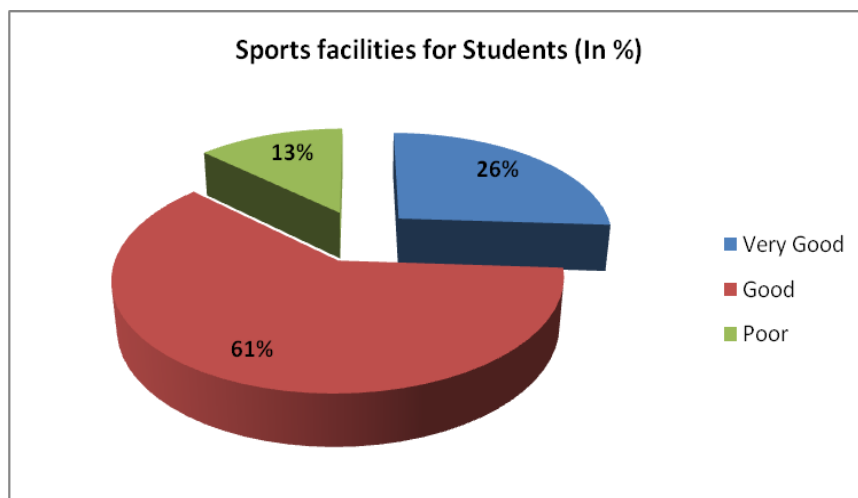
(d) Boy's/ Girl's Common Room

Response	In (%)
Very Good	25
Good	62
Poor	13



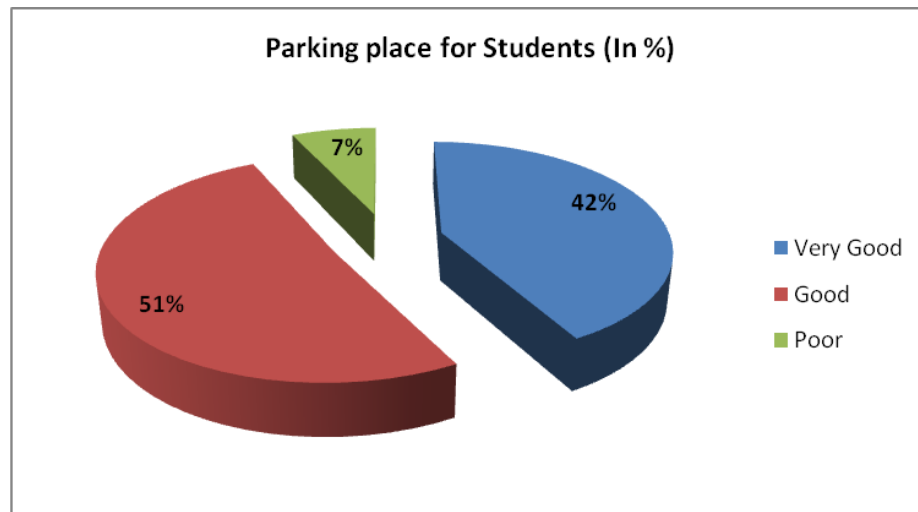
(e) Sports facilities for Students

Response	In (%)
Very Good	26
Good	61
Poor	13



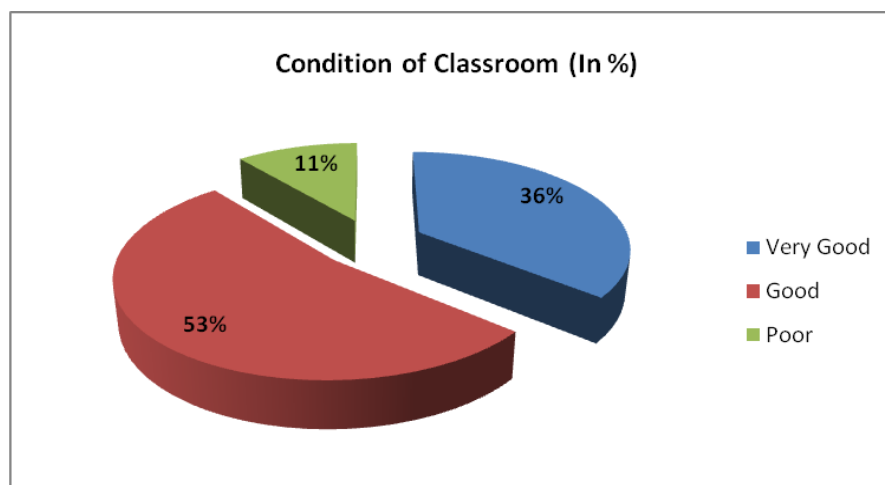
(f) Parking place for Students

Response	In (%)
Very Good	42
Good	51
Poor	7



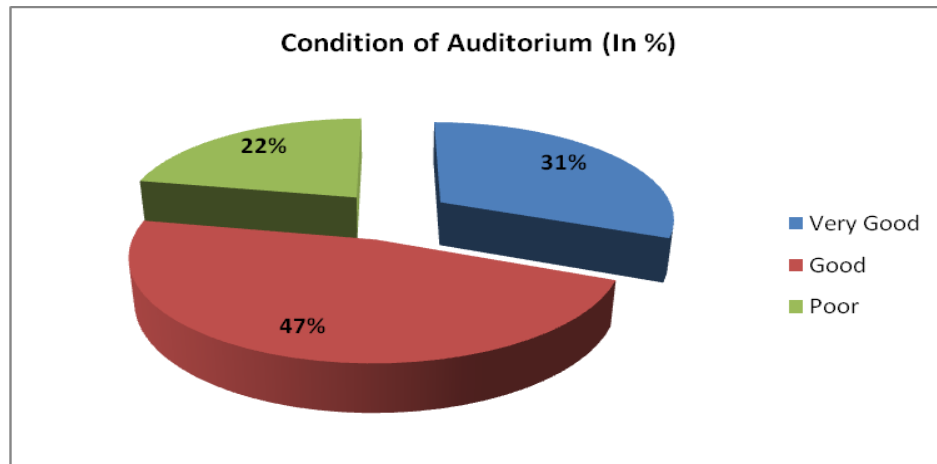
(g) Condition of Classroom

Response	In (%)
Very Good	36
Good	53
Poor	11



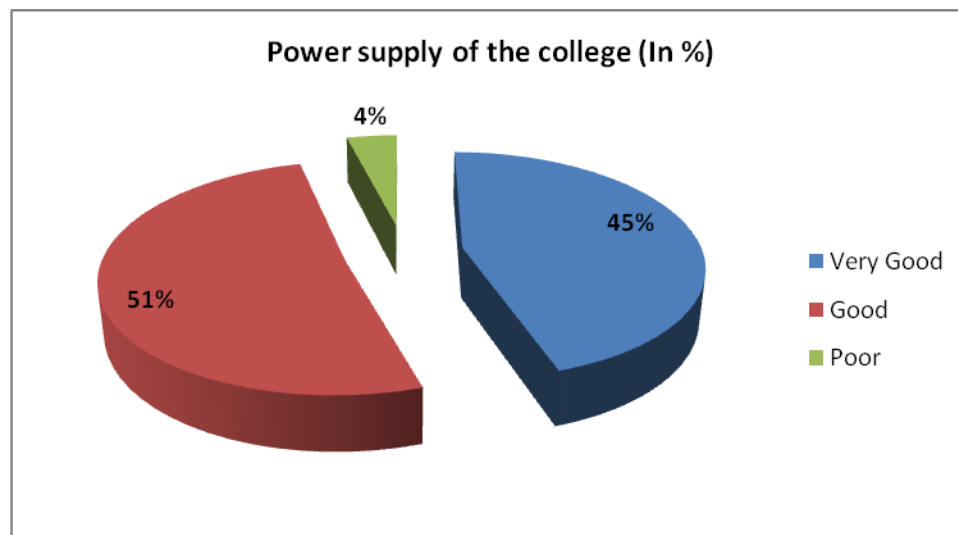
(h) Condition of Auditorium

Response	In (%)
Very Good	31
Good	47
Poor	22



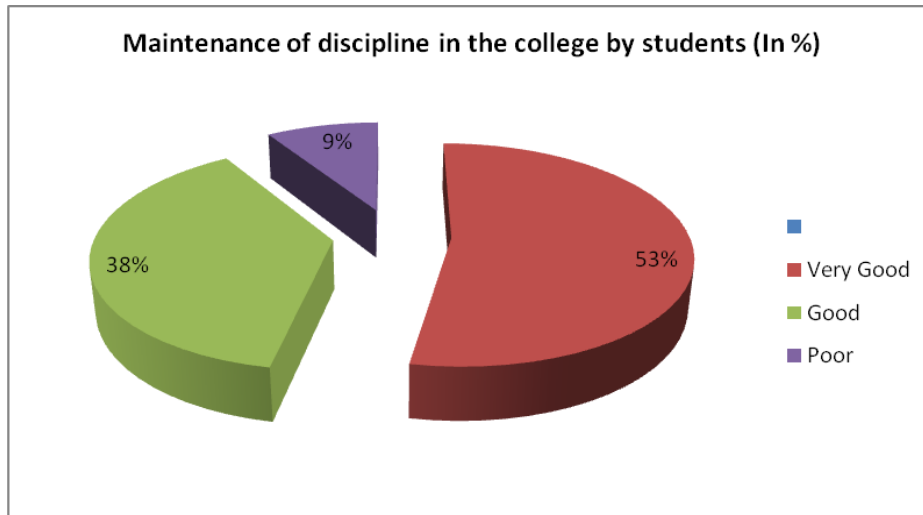
(i) Power Supply Condition

Response	In (%)
Very Good	45
Good	51
Poor	4



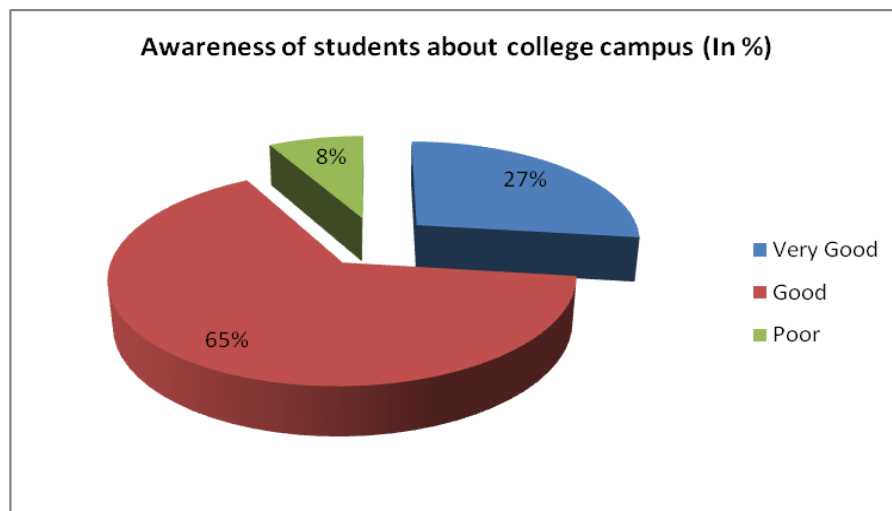
4. Maintenance of discipline in the college by students

Response	In (%)
Very Good	53
Good	38
Poor	9



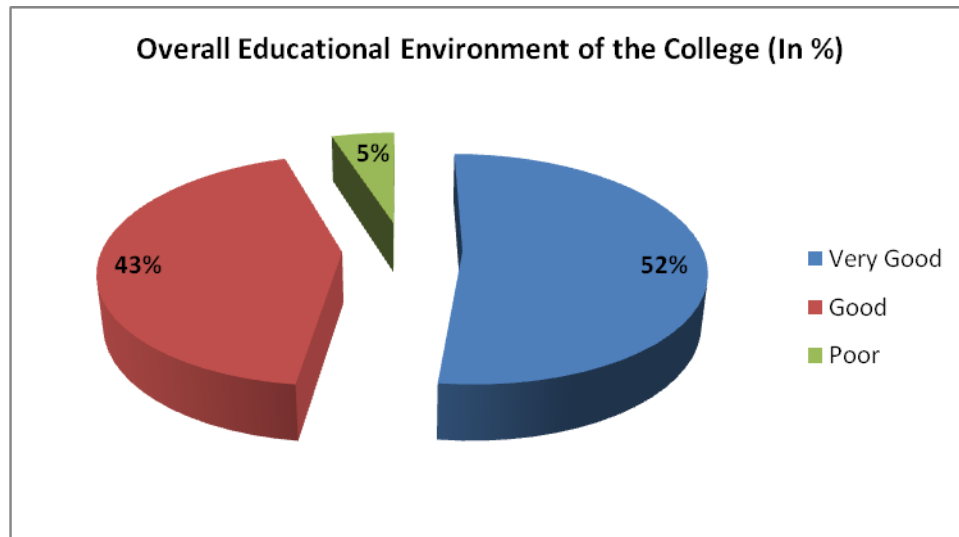
5. Awareness of students about college campus

Response	In (%)
Very Good	27
Good	65
Poor	8



6. Overall Educational Environment of the College

Response	In (%)
Very Good	52
Good	43
Poor	5

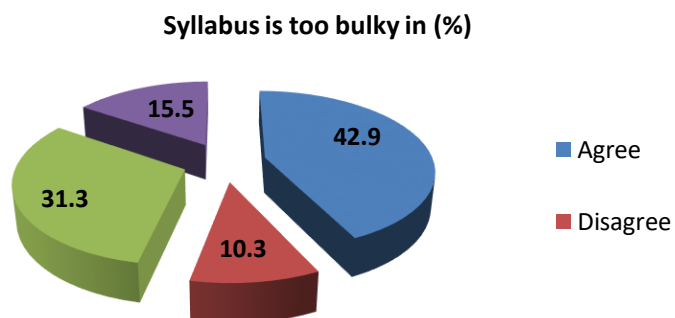


Feedback on Syllabus by Teachers
2019-20

For **Feedback on Syllabus** by the faculty members of the college the questionnaire was developed by the IQAC, Nalbari College with 10 close ended questions. 55 faculty members were responded in the survey and the analysis of the survey is given below.

1. Syllabus is too bulky

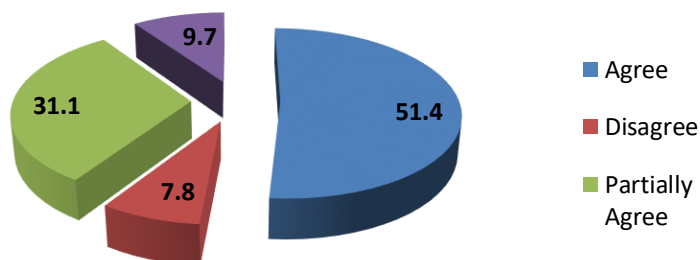
Response	In (%)
Agree	42.9
Disagree	10.3
Partially Agree	31.3
Strongly Agree	15.5



2. Satisfied with the distribution of content across papers

Response	In (%)
Agree	51.4
Disagree	7.8
Partially Agree	31.1
Strongly Agree	9.7

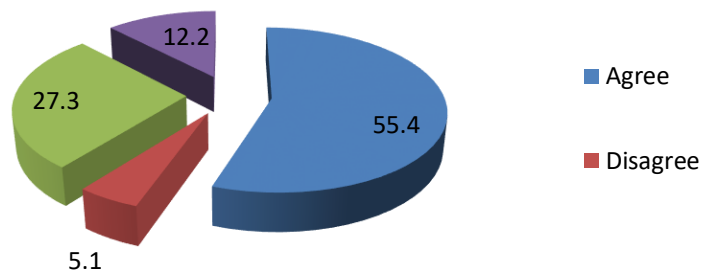
**Satisfied with the distribution of content across papers
in (%)**



3. Up to date in keeping with new findings and perspectives

Response	In (%)
Agree	55.4
Disagree	5.1
Partially Agree	27.3
Strongly Agree	12.2

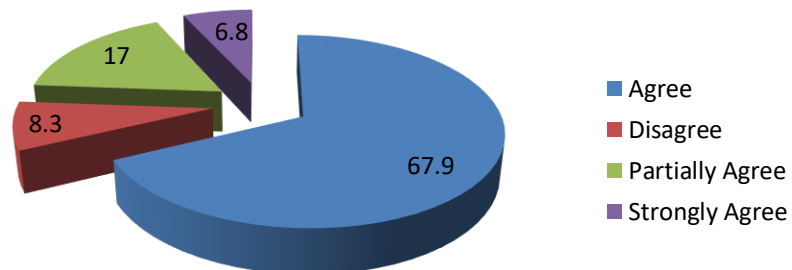
Up to date in keeping with new findings and perspectives in (%)



4. Incorporation of relevant materials

Response	In (%)
Agree	67.9
Disagree	8.3
Partially Agree	17
Strongly Agree	6.8

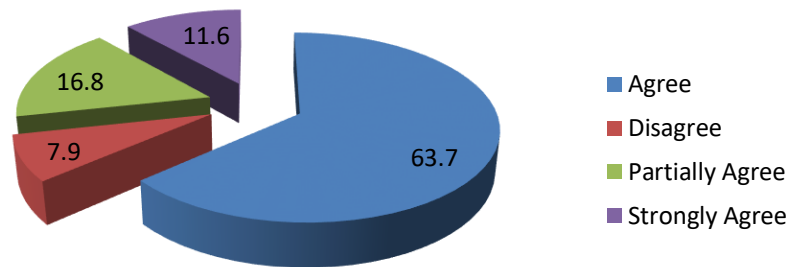
Incorporation of relevant materials in (%)



5. Intellectually stimulating

Response	In (%)
Agree	63.7
Disagree	7.9
Partially Agree	16.8
Strongly Agree	11.6

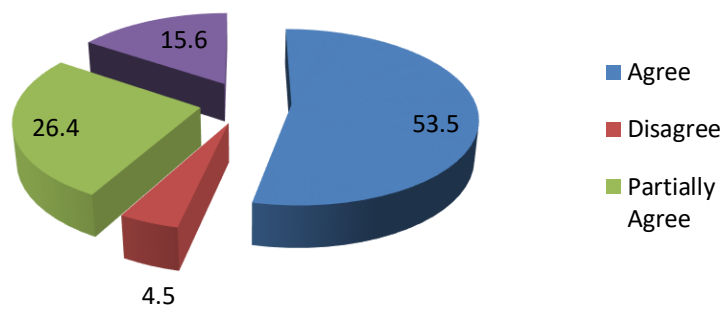
Intellectually stimulating in (%)



6. Capable of sustaining interest

Response	In (%)
Agree	53.5
Disagree	4.5
Partially Agree	26.4
Strongly Agree	15.6

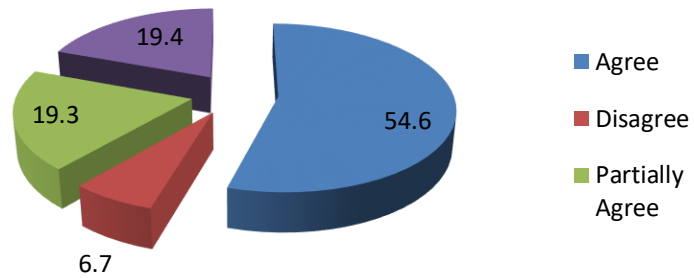
Capable of sustaining interest in (%)



7. Interdisciplinary orientation

Response	In (%)
Agree	54.6
Disagree	6.7
Partially Agree	19.3
Strongly Agree	19.4

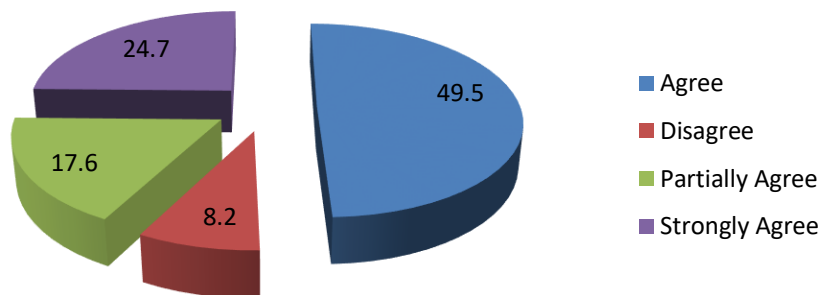
Interdisciplinary orientation in (%)



8. Emphasis on practice

Response	In (%)
Agree	49.5
Disagree	8.2
Partially Agree	17.6
Strongly Agree	24.7

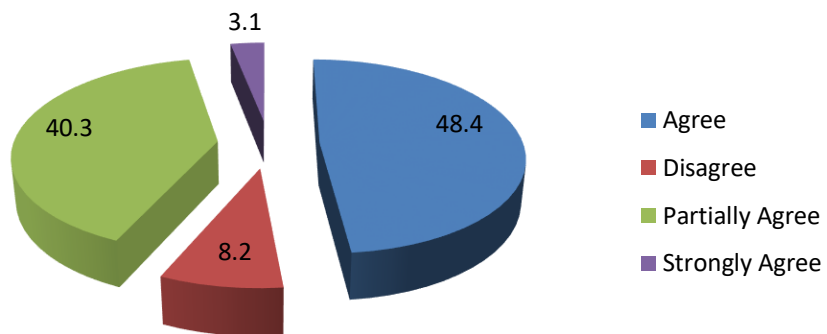
Emphasis on practice in (%)



9. Orientated towards value education

Response	In (%)
Agree	48.4
Disagree	8.2
Partially Agree	40.3
Strongly Agree	3.1

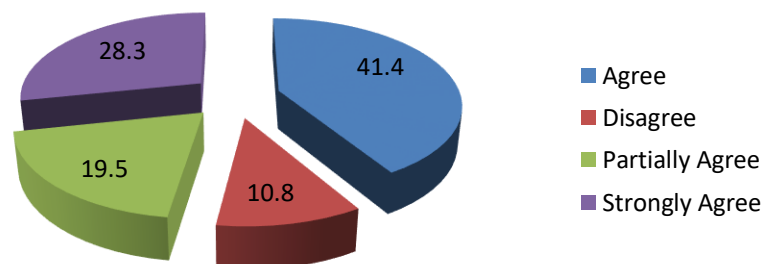
Orientated towards value education in (%)



10. Futuristic in relation to individuals, society, mankind and environment

Response	In (%)
Agree	41.4
Disagree	10.8
Partially Agree	19.5
Strongly Agree	28.3

Futuristic in relation to individuals, society, mankind and environment in (%)

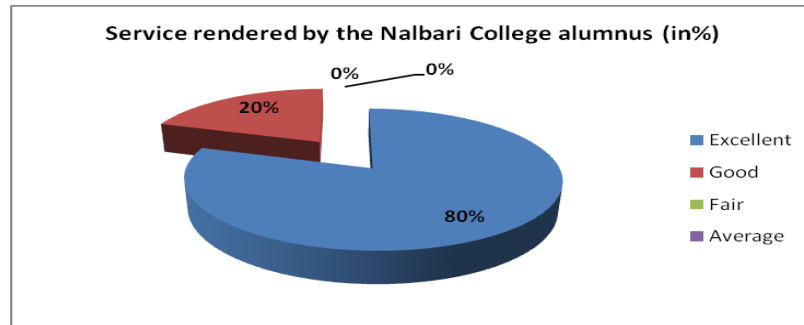


Feedback of Employers
2019-20

The questionnaire for the survey on Feedback by Employers is prepared by the IQAC, Nalbari College consisting of 8 close ended statements. The survey was done in offline mode. In this survey 45 employers consisting of educational institutions, state and central government offices, Private sectors, MNCs are selected at random. Out of the total employers, 28 employers responded in the survey. The result is analyzed statement wise and the summary is presented below –

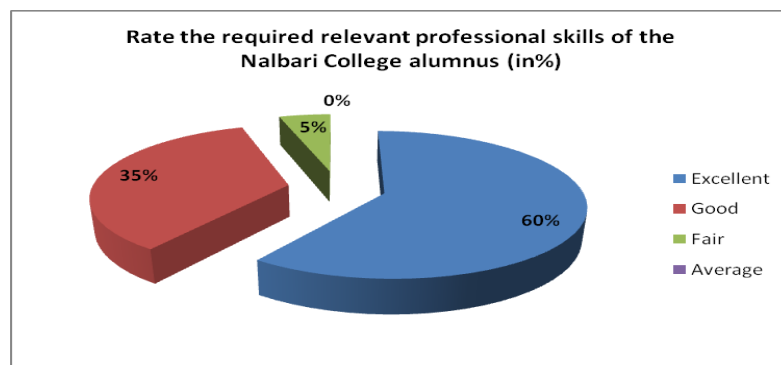
1. How far the service rendered by the Nalbari College alumnus has satisfied you as the employer?

Response	in%
Excellent	80
Good	20
Fair	0
Average	0



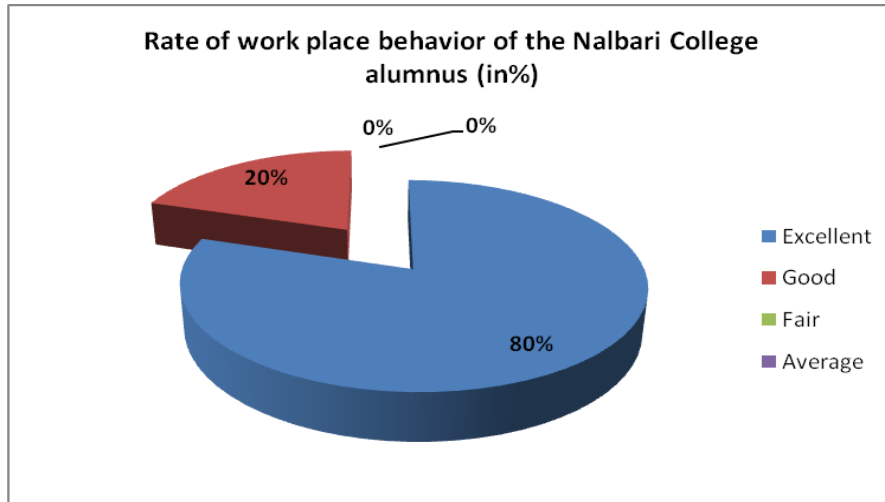
2. Rate the required relevant professional skills of the Nalbari College alumnus by employee.

Response	in%
Excellent	60
Good	35
Fair	5
Average	0



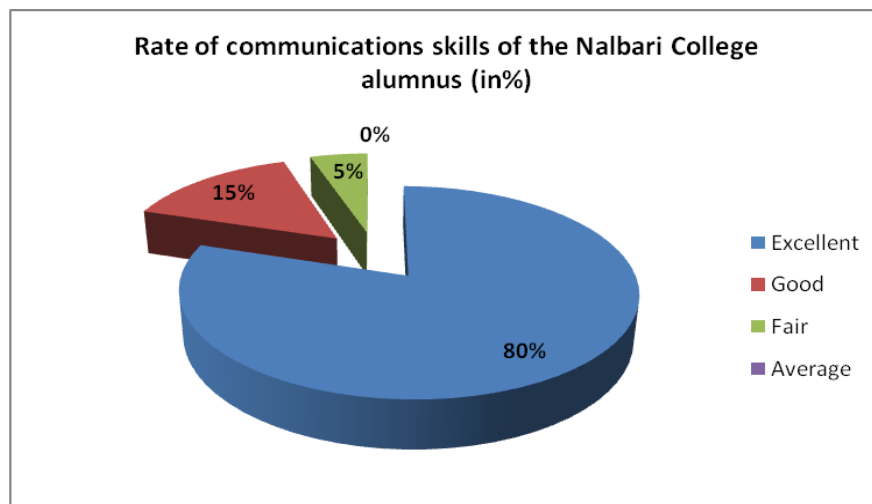
3. Rate the work place behavior of the Nalbari College alumnus employee

Response	in%
Excellent	80
Good	20
Fair	0
Average	0



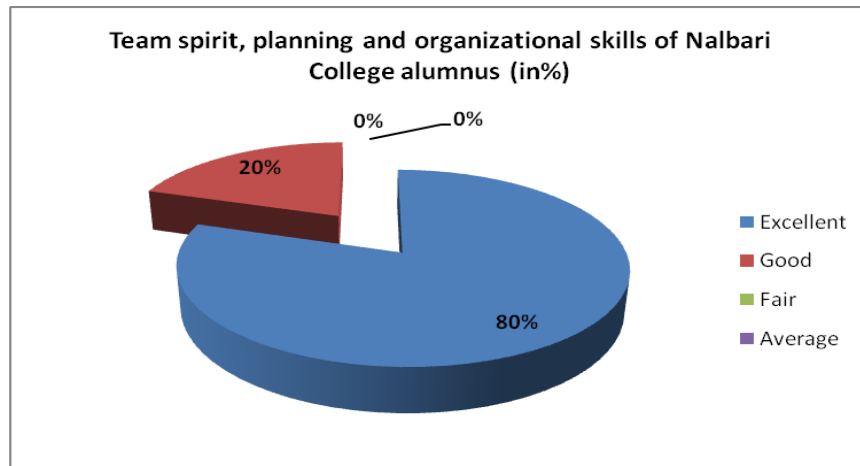
4. Rate the general communications skills of the Nalbari College alumnus employee.

Response	in%
Excellent	80
Good	15
Fair	5
Average	0



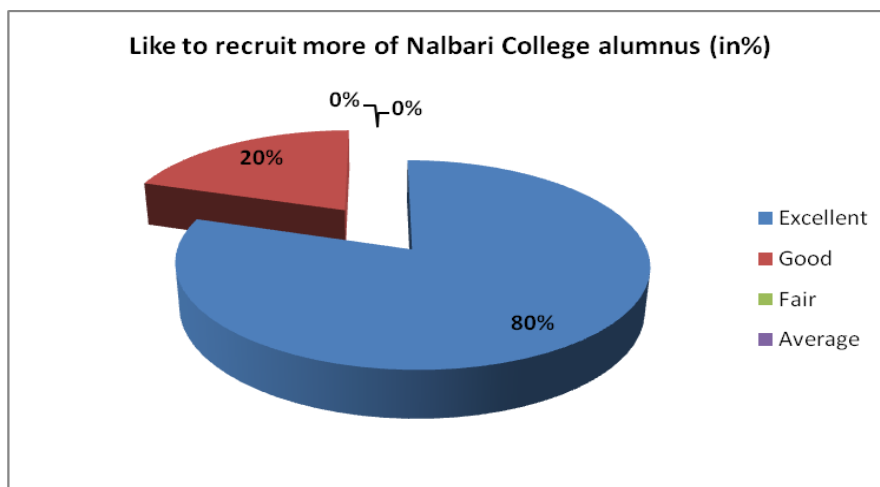
5. Rate the team spirit, planning and organizational skills of Nalbari College alumnus employee

Response	in%
Excellent	80
Good	20
Fair	0
Average	0



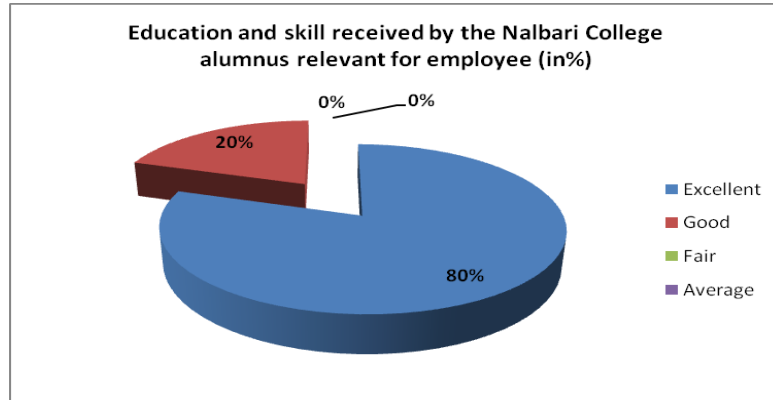
6. Would you like to recruit more of Nalbari College alumnus in your organization?

Response	in%
Excellent	80
Good	20
Fair	0
Average	0



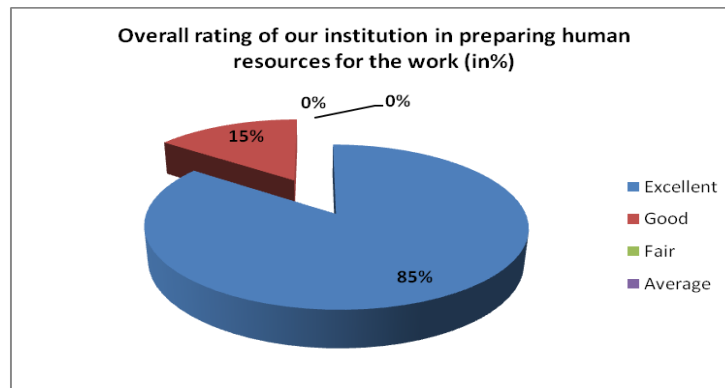
7. Is the education and skill received by the Nalbari College alumnus employee relevant for employee?

Response	in%
Excellent	80
Good	20
Fair	0
Average	0



8. Overall rating of our institution in preparing human resources for the work.

Response	in%
Excellent	85
Good	15
Fair	0
Average	0



D. Pal
 Co-ordinator
 I.Q.A.C.
 Nalbari College, Nalbari

Alumni Feedback on Curriculum

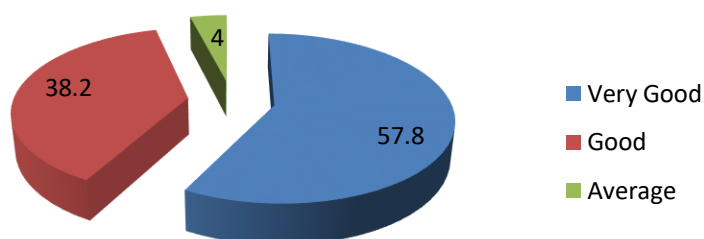
2019-20

The questionnaire for the feedback on curriculum by Students is prepared by the IQAC, Nalbari College consisting of 3 close ended responses. A total of 150 alumni of the college were selected at random from both Arts and Science stream for the survey and 139 alumni responded which is more than 100 as referred by NAAC. The summary of the analysis is presented below-

1. How did you find the curriculum?

Response	In (%)
Very Good	57.8
Good	38.2
Average	4

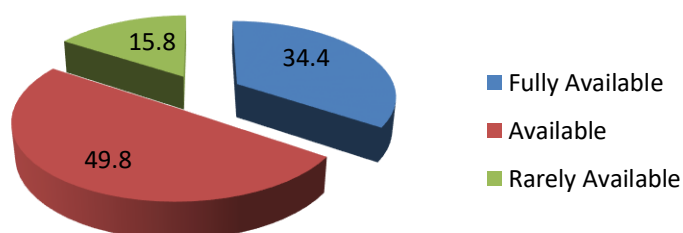
How did you find the curriculum? in (%)



2. Availability of reading materials and reference regarding curriculum/subjects.

Response	In (%)
Fully Available	34.4
Available	49.8
Rarely Available	15.8

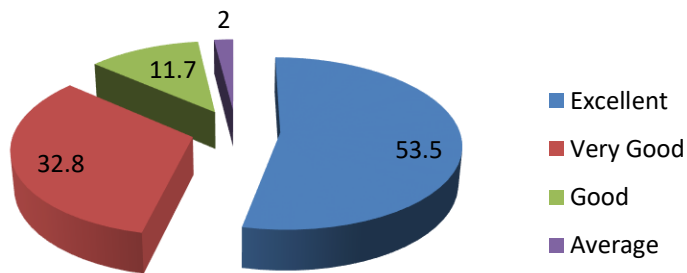
Availability of reading materials and reference regarding curriculum/subjects. in (%)



3. How do you rate the courses that you have studied?

Response	In (%)
Excellent	53.5
Very Good	32.8
Good	11.7
Average	2

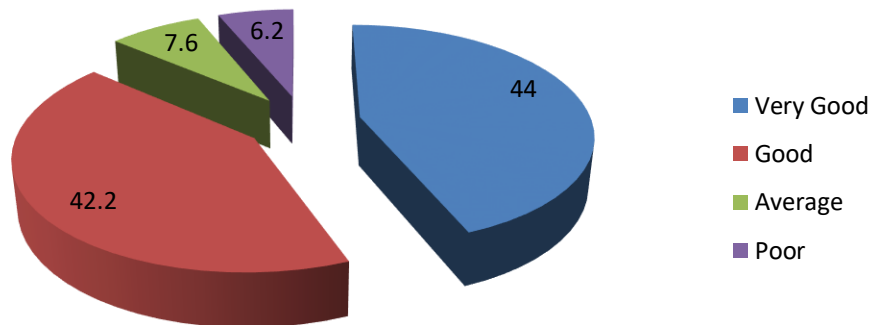
How do you rate the courses that you have studied? in (%)



4. Were the subjects relevant to your job and your future aspirations?

Response	In (%)
Very Good	44
Good	42.2
Average	7.6
Poor	6.2

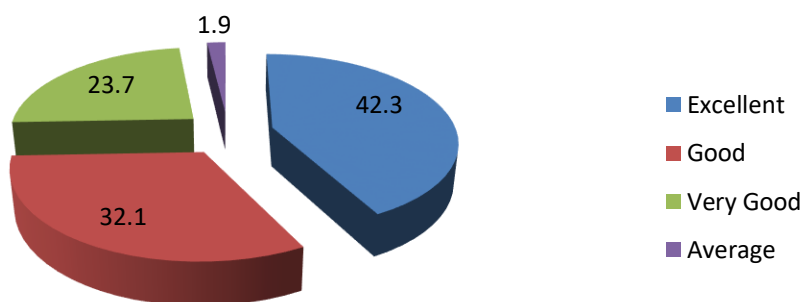
Were the subjects relevant to your job and your future aspirations? in (%)



5. How far the subjects / course help in developing your personality?

Response	In (%)
Excellent	42.3
Good	32.1
Very Good	23.7
Average	1.9

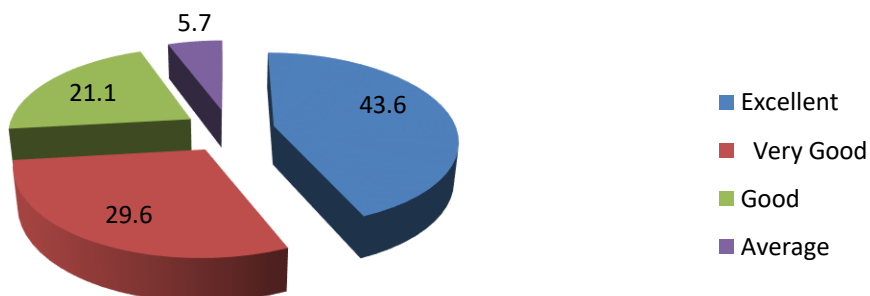
How far the subjects / course help in developing your personality?
(in %)




6. Availability of reading materials in College Library for course coverage/ enrichment.

Response	In (%)
Excellent	43.6
Very Good	29.6
Good	21.1
Average	5.7

Availability of reading materials in College Library for course coverage/
enrichment.
(in %)




Co-ordinator
I.Q.A.C.
Nalbari College, Nalbari



OFFICE OF THE PRINCIPAL
NALBARI COLLEGE

ESTD-1945

NALBARI-781335 (ASSAM)

Accredited "B" Grade by NAAC

Mobile:+9194353-10880

Fax: 03624-220241


Website:www.nalbaricollege.ac.in E-mail:nalbaricollege1945@gmail.com

Date: 14-09-2019

Action Taken Report on Feedback obtained from Students on different fields for the Academic Session:
2019-20

Student Satisfaction Survey and Action Taken Report		
SI No.	Feedback	Action Taken
1	There is scope for completion of the syllabus in the class.	The Meeting of HoDs held on 14-09-2019 discussed the Student Satisfaction Survey and following decisions were taken- <ul style="list-style-type: none">• Faculty members are advised to take extra classes to complete the syllabus.• Faculty members are advised to encourage the students to participate in extracurricular activities along with normal curriculum.• The Faculty members are advised to use more ICT tools & LCD projector in the teaching learning process.
2	Needs more encouragement to participate in extra-curricular activities	
3	The college needs more use of ICT tools such as LCD projector, Multimedia etc. while teaching.	
Feedback on Syllabus by Student and Action Taken Report		
SI No.	Feedback	Action Taken
1	There is scope for incorporation of relevant materials in the syllabus.	The Meeting of HoDs held on 14-09-2019 discussed the feedback on syllabus by students and following decisions was taken <ul style="list-style-type: none">• Reported to concerned body for necessary action.
Feedback on Syllabus by Teachers and Action Taken Report		
SI No	Feedback	Action Taken
1	Needs more interdisciplinary orientation in the syllabus	The Meeting of HoDs held on 14-09-2019 discussed the feedback on syllabus by teachers and following decisions was taken <ul style="list-style-type: none">• Reported to concerned body for necessary action.
Alumni Feedback on Curriculum and Action Taken Report		
SI No	Feedback	Action Taken
	Feedback on Curriculum by alumni is satisfactory	
Feedback of Employers and Action Taken Report		
SI No	Feedback	Action Taken
	Feedback of Employers is satisfactory	




Principal
Nalbari College, Nalbari
Principal
Nalbari College, Nalbari
Nalbari : Assam